



|C|D|A|

Kitchen Retail Brochure 2024





# Why choose CDA?

## Designed exclusively for British & Irish homes

Our team of appliance experts take inspiration from around the globe and across the latest trends to create a range of products designed exclusively for British & Irish homes.

## Our assurance of quality

Our Nottinghamshire based on-site testing laboratory ensures that only safe, reliable products are brought to market. As part of our commitment to high quality products that last, CDA products are subject to stringent quality controls and exacting standards without compromise.

## British heritage since 1991

Established in Nottinghamshire, England in 1991, we have built a reputation for affordable, stylish, ingenious, award-winning products that consistently deliver great results. Backed by an incredible local workforce and influenced by how British & Irish homes embrace the essence of family tradition.

## Dedicated engineers

We use our own dedicated service engineers, equipped with a large range of CDA spare parts allowing them to achieve an industry-leading first time fix rate. This means minimum inconvenience for you with an engineer attending on average within 5 days of us receiving a call or email so you can get back to enjoying your kitchen.

## In-house customer care

Our in-house Customer Care team, based at our head office in Nottinghamshire, is made up of highly knowledgeable and experienced people who are on hand 6 days a week to support you throughout the lifetime of your product.

## Independently verified

Our customer service is independently reviewed by Trustpilot, providing insight into our customer experience and product quality. We closely monitor this feedback, identifying and actioning areas for improvement with the goal of always delighting you, our customer.

## Part of the Amica Group PLC

In December 2015, CDA became part of the Amica Group. Amica, a kitchen appliance manufacturer based in Poland, operate in 50 countries worldwide and have over 70 years' experience in the industry.





# Contents

## Cooking

Single ovens	7
Double ovens	19
Compact appliances	23
Hobs	31
Electric hobs	32
Gas hobs	46
Extractors	57

## Cooling

Refrigeration	71
Retro	85
Wine coolers	91

## Washing

Dishwashers	97
Laundry	105

Sinks and taps	109
----------------	-----

Accessories	133
-------------	-----

# Oven functions explained

Our ovens come with a wide selection of functions to help you cook your meal to perfection every time.



**Fan oven/  
Eco fan oven**

Using the circular heating element and the fan, this cooking function circulates heated air around the oven cavity; temperatures are achieved quickly reducing the need for preheating. Both cooking temperature and cooking time can be reduced for a more energy-efficient cooking programme. This is perfect for cooking various food types simultaneously as foods are sealed quickly to prevent flavour transfer.

The Eco setting on the fan oven or conventional oven uses residual heat to finish cooking your meal, saving energy.



**Fan cooking with  
upper heat**

Uses the fan element and the top element to create a gentle heat, ideal for reheating already cooked foods or keeping food warm.



**Conventional oven**

This function uses the top and bottom heating elements only. Natural convection creates a perfect cooking zone in the centre of the oven, ideal for dark fruit cakes and pastries.



**Full grill/Half grill**

This fully variable grill is ideal for grilling a full family meal.

Selected ovens offer a half grill option, using just the centre section for grilling smaller quantities.



**Fanned electric  
grill/Fanned half  
electric grill**

This uses the grill element and the fan to circulate the heat around the food.

Selected ovens offer a half fanned grill option, using just the centre section for grilling smaller quantities.



**Fan cooking with  
lower heat**

Using the fan element to enhance the main heat being produced by the lower heating element, this function is perfect for cooking pizzas.



**Fan with lower heat**

The fan circulates the heat produced by the bottom heating element, ideal for one-pot dishes such as casseroles or curries.



**Fan-assisted oven**

Using the fan to circulate the heat produced by the top and bottom heating elements, this function distributes the heat around the oven to give an even temperature throughout.



**Fanned gas oven**

Heat rises from the gas burner at the base of the oven and is distributed by a fan, creating an even cooking temperature.



**Gas grill**

This variable gas grill is used with the door ajar, giving you perfect results when grilling chops, burgers and sausages.



**Gas oven**

Heat rises from the gas burner at the base of the oven. This method of cooking (hot at the bottom, cooler at the top) is perfect for family meals, as foods can be cooked at different temperatures at the same time.



**Browning oven**

The perfect finishing touch. Using the top element only, this function browns and crisps food with conventional heat. This is ideal for cauliflower or macaroni cheese.



**Warming oven**

Using heat produced only by the bottom element, this natural heat is perfect for proving dough and blind baking.



**Steam cooking**

Cooking with the power of steam alone locks more nutrients into your food. Steaming is the healthier option for cooking meat, fish, vegetables and fruits.



**Rapid preheat**

Select the rapid preheat function to boost power to your oven and bring it up to temperature in under 5 minutes.



**Microwave and grill**

Food is cooked from the outside in using microwaves with the added feature of the grill browning the food.



**Microwave and  
fan oven**

Food is cooked using microwaves and browned on the outside by the fan oven.



**Microwave, grill  
and fan oven**

This function combines the microwave function and the fan oven to cook food thoroughly and brown the top for a perfect oven finish.



**Microwave  
function**

Food is cooked from the outside in using microwaves, making this style of cooking quick and convenient.



**Steam clean**

Use this cleaning function to harness the natural power of steam and loosen dirt and grease from your oven cavity, without the use of harsh chemicals.



**Pyrolytic cleaning**

This function raises the temperature of your oven to 450°C, reducing any food deposits to a fine ash which can then be easily wiped away from the oven interior.

Full pyrolytic clean - 2 hours.



**Oven light**

This illuminates the oven cavity for easy viewing of food during cooking.



**Defrost**

Using the fan only, this oven function circulates the air around the oven cavity, speeding up the natural defrosting process.





## Single ovens

---

The indispensable centrepiece of a modern family kitchen, your CDA oven allows you to get creative with high performance and advanced, reliable technology that is both affordable and stylish. Our expertise in appliance manufacturing has resulted in a range of single ovens that offer perfect results, with functions and technology to suit every type of cook.



# Oven features

## Brilliant results made easy

Cook your way, whether using fan cooking for efficient and speedy results or exploring the wide range of settings in our truly multifunctional ovens. The precision temperature control with excellent temperature consistency provides evenly cooked results.

## Get cooking faster

Simplify your life with fuss-free programme settings on both our rotary and intuitive 3-step Touch&Go control models. Begin meal times sooner with rapid pre-heat getting your oven to cooking temperatures in minutes and pre-set programmes for a quick start, giving you more time for the important things.

## Cook more at once

The XXL 77L capacity and huge baking surface area, coupled with 6 shelf positions and specially engineered accessories allow you to flexibly load your oven. A game changer for Sunday dinner with all the trimmings!

## Cooking comforts

Smooth and quiet soft close doors along with telescopic shelving add a touch of luxury and ease to your experience.

## Effortless cleaning

Our self-cleaning pyrolytic ovens offer the gold standard in fuss-free cleaning by safely heating the oven cavity to a high temperature to incinerate dirt and grease. Our catalytic liner accessories and steam clean programme also help to cut down cleaning time and make for lighter work.



- 1 Even baking**  
Consistency is the secret ingredient for great results. Precise electronic temperature control and optimal hot air circulation gives the most even baking results.
- 2 Built-in programmes**  
Tailored for a wide variety of foods, 19 preset programmes remove the guesswork for everyday favourites or when you simply want to try something new.
- 3 3 step Touch&Go**  
Elegant touch control made easy with 3 intuitive steps for total simplicity.
- 4 Telescopic shelving**  
Bring the food to you! Seamlessly sliding the shelf 75% or 100% out of the oven means checking cooking progress and handling large or heavy cookware is easier and safer.
- 5 Bright & clear lighting**  
Offset lateral lighting as standard across the whole range provides clear illumination throughout the cavity, no matter where you position your food.
- 6 Soft close doors**  
Expertly engineered, soft close doors not only add a quality feel, they prolong the life of your oven, preventing slams and damage.
- 7 Removable doors and glass**  
All models in our SL range have removable doors and inner glass for easy cleaning. Every model is equipped with 3 or more glass panels, keeping the outer door cooler and inside temperatures consistent, all whilst saving energy.

## Food probe

Cook like a pro! Serve perfectly roasted meats every time with precision temperature control and monitoring. Simply insert the food probe, set the temperature and let your oven handle the rest.





## Single ovens



Stainless steel



### SG121

Five function gas oven with electric grill

#### Features

- Touch control programmable clock/timer
- 70L capacity
- Double glazed door
- Chrome rack sides with integrated anti-tilt shelves
- LPG conversion kit included
- Flame failure safety device included
- Easy clean enamel interior

#### Accessories

- 1 flat oven shelf
- 1 grill pan with grid
- LPG conversion kit included

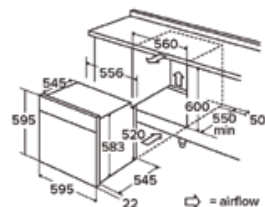
#### Available in

Stainless steel

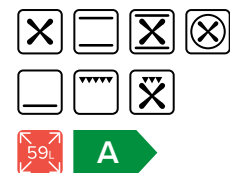
Energy efficiency rating A

#### Technical specification

Rated gas input: **2.2kW**  
 Rated electrical power: **1.9kW**  
 Power supply required: **3A**  
 Total useable capacity: **70L net**



Stainless steel



### SC621

Seven function electric side opening oven

#### Features

- Touch control programmable clock/timer
- White LED display
- Interior halogen light
- Cooling fan
- Chrome rack sides with integrated anti-tilt shelves
- Triple glazed removable cool door with removable inner glass for easy cleaning
- Reversible side opening door
- Easy clean enamel interior

#### Accessories

- 2 flat oven shelves
- 1 grill pan with grid

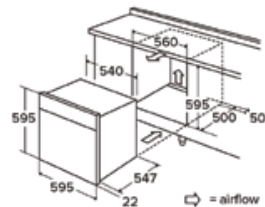
#### Available in

Stainless steel


Energy efficiency rating A

#### Technical specification

Rated electrical power: **2.16kW**  
 Power supply required: **13A**  
 Total useable capacity: **59L net**



Stainless steel



### SL100

Seven function electric fan oven

#### Features

- Offset lateral halogen lights
- Cooling fan
- Chrome rack sides with integrated anti-tilt shelves
- 6 shelf positions
- Triple glazed removable door with removable inner glass for easy cleaning
- Easy clean enamel interior

#### Accessories

- 1 easy clean flat oven shelf
- 1 space saver shelf
- 1 grill pan with grid

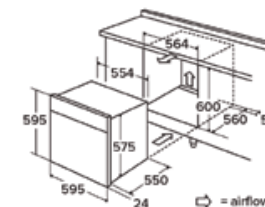
#### Available in

Stainless steel

Energy efficiency rating A

#### Technical specification


Rated electrical power: **2.8kW**  
 Power supply required: **13A**  
 Total useable capacity: **77L net**



Black



Stainless steel



### SL200

Seven function electric fan oven

SL200BL, SL200SS

#### Features

- Touch control programmable clock/timer
- White LED display
- Offset lateral halogen lights
- Cooling fan
- Chrome rack sides with integrated anti-tilt shelves
- 6 shelf positions
- Triple glazed removable door with removable inner glass for easy cleaning
- Easy clean enamel interior

#### Accessories

- 1 easy clean flat oven shelf
- 1 space saver shelf
- 1 grill pan with grid

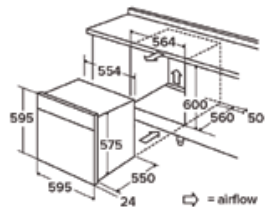
#### Available in

Black or stainless steel

Energy efficiency rating A

#### Technical specification

Rated electrical power: **2.8kW**  
 Power supply required: **13A**  
 Total useable capacity: **77L net**



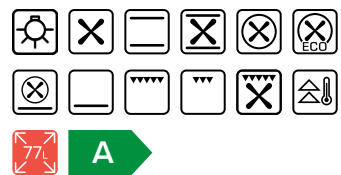


## Single ovens



Black

Stainless steel



### SL300

Twelve function multifunction oven  
SL300BL, SL300SS

#### Features

- Touch control programmable clock/timer
- White LED display
- Offset lateral halogen lights
- Cooling fan
- Chrome rack sides with integrated anti-tilt shelves
- 6 shelf positions
- Triple glazed removable door with inner glass for easy cleaning
- Soft close door
- Easy clean enamel interior

#### Accessories

- 1 easy clean flat oven shelf
- 1 space saver shelf
- 1 grill pan with grid
- 1 x 75% telescopic shelf

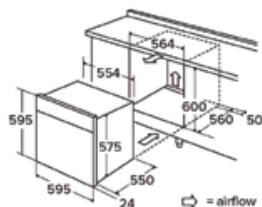
#### Available in

Black or stainless steel

#### Energy efficiency rating A

#### Technical specification

Rated electrical power: **2.8kW**  
Power supply required: **13A**  
Total useable capacity: **77L net**

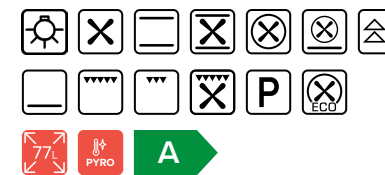


## Pyrolytic ovens

“  
XXL 77L  
Capacity  
”



Stainless steel



### SL500

Thirteen function pyrolytic oven

#### Features

- Touch control programmable clock/timer
- White LED display
- Pyrolytic function
- Offset lateral halogen lights
- Cooling fan
- Chrome rack sides with integrated anti-tilt shelves
- 6 shelf positions
- Quadruple glazed removable cool door with inner glass for easy cleaning
- Easy clean enamel interior

#### Accessories

- 1 easy clean flat oven shelf
- 1 space saver shelf
- 1 grill pan with grid

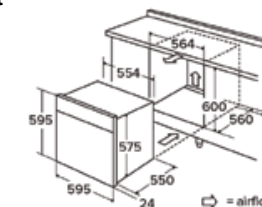
#### Available in

Stainless steel

#### Energy efficiency rating A

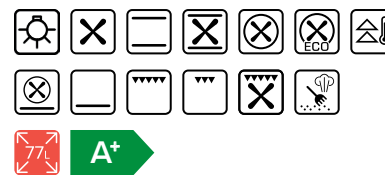
#### Technical specification

Rated electrical power: **2.8kW**  
Power supply required: **13A**  
Total useable capacity: **77L net**



Black

Stainless steel



### SL400

Thirteen function multifunction oven  
SL400BL, SL400SS

#### Features

- Full intuitive touch control
- White LED display
- Preset programmes
- 3pc catalytic liners
- Offset lateral halogen lights
- Cooling fan
- Safety key lock
- Chrome rack sides with integrated anti-tilt shelves
- 6 shelf positions
- Soft close door
- Triple glazed removable door with inner glass for easy cleaning
- Easy clean enamel interior

#### Accessories

- 1 easy clean flat oven shelf
- 1 space saver shelf
- 1 grill pan with grid
- 2 x 75% telescopic shelves

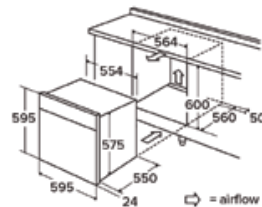
#### Available in

Black or stainless steel

#### Energy efficiency rating A+


#### Technical specification

Rated electrical power: **2.8kW**  
Power supply required: **13A**  
Total useable capacity: **77L net**



Black

Stainless steel



### SL550

Thirteen function pyrolytic oven  
SL550BL, SL550SS

#### Features

- Full intuitive touch control
- White LED display
- Pyrolytic function
- Preset programmes
- Offset lateral halogen lights
- Cooling fan
- Safety key lock
- Chrome rack sides with integrated anti-tilt shelves
- 6 shelf positions
- Soft close door
- Quadruple glazed removable cool door with inner glass for easy cleaning
- Easy clean enamel interior

#### Accessories

- 1 easy clean flat oven shelf
- 1 space saver shelf
- 1 grill pan with grid
- 2 x 75% telescopic shelves

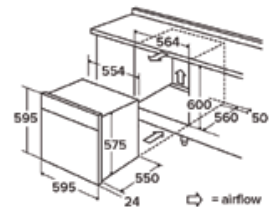
#### Available in

Black or stainless steel

#### Energy efficiency rating A+

#### Technical specification

Rated electrical power: **2.8kW**  
Power supply required: **13A**  
Total useable capacity: **77L net**



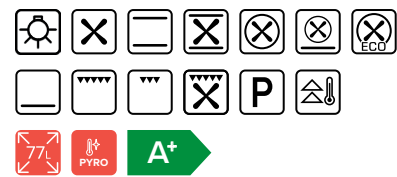


## Pyrolytic ovens



Black

Stainless steel



### SL570

Thirteen function pyrolytic oven  
SL570BL, SL570SS

#### Features

- Full intuitive touch control
- White LED display
- Pyrolytic function
- Temperature probe
- Preset programmes
- Offset lateral halogen lights
- Cooling fan
- Safety key lock
- Chrome rack sides with integrated anti-tilt shelves
- 6 shelf positions
- Soft close door
- Quadruple glazed removable cool door with removable inner glass for easy cleaning
- Easy clean enamel interior

#### Accessories

- 1 easy clean flat oven shelf
- 1 space saver shelf
- 1 grill pan with grid
- Extra deep roasting shelves
- 2 x 75% telescopic shelf

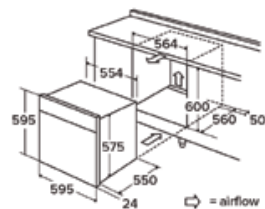
#### Available in

Black or stainless steel

#### Energy efficiency rating A+

#### Technical specification

Rated electrical power: **2.8kW**  
Power supply required: **13A**  
Total useable capacity: **77L net**




## Steam oven



Black

Stainless steel



### SL670

Thirteen function steam oven  
SL670BL, SL670SS

#### Features

- Full intuitive touch control
- White LED display
- Full steam cooking
- Combination steam cooking
- Temperature probe
- Preset programmes
- 3pc catalytic liners
- Offset lateral halogen lights
- Cooling fan
- Safety key lock
- Chrome rack sides with integrated anti-tilt shelves
- 6 shelf positions
- Soft close door
- Triple glazed removable door with removable inner glass for easy cleaning
- Easy clean enamel interior
- 9 combination steam programmes

#### Accessories

- 1 easy clean flat oven shelf
- 1 space saver shelf
- 1 grill pan with grid
- 2 x 100% telescopic shelves
- Extra deep roasting tray

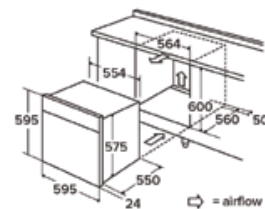
#### Available in

Black or stainless steel

#### Energy efficiency rating A+

#### Technical specification

Rated electrical power: **2.8kW**  
Power supply required: **13A**  
Total useable capacity: **77L net**



# A food lover's dream!

Whether cooking with fully injected steam, traditional heating, or a combination of both, our SL670 gives you endless ways to cook, achieving professional results at home. Not only do you preserve flavour and texture, steam cooking locks in vital nutrients for a delicious and healthy meal. Create a wow factor by trying sous vide cooking to delight guests!



## Single ovens comparison chart

To help choose the right product for you, please refer to the comparison chart below.



SL200



VC820 (top), SL570 (bottom)



Models from left, VC820, SL300, VK903



Models clockwise from top left, VC820, VK903, SL670, SL570

Model	Type	Functions	Capacity	Timer	Lateral Lights	Anti Tilt Shelves	Removable Side Racks	Removable Door Glass	Door Glazing	Control Type	Soft Close Door	Cleaning	Safety Lock	Telescopic Shelves	Preset Programmes	Rapid Pre-Heat	Temperature Probe	Steam Cooking	Energy Rating	
SL100*	Fan	7	77L		✓	✓	✓	✓	Triple	Rotary	No	Enamel	No	0						A
SL200	Fan	7	77L	✓	✓	✓	✓	✓	Triple	Rotary	No	Enamel	No	0						A
SL300	Multifunction	12	77L	✓	✓	✓	✓	✓	Triple	Rotary	Yes	Enamel	No	1		✓				A
SL400	Multifunction	13	77L	✓	✓	✓	✓	✓	Triple	Touch	Yes	Steam/Catalytic	Yes	2	✓	✓				A+
SL500*	Pyro	13	77L	✓	✓	✓	✓	✓	Quad	Rotary	No	Pyro	Yes	0		✓				A
SL550	Pyro	13	77L	✓	✓	✓	✓	✓	Quad	Touch	Yes	Pyro	Yes	2	✓	✓				A+
SL570	Pyro	13	77L	✓	✓	✓	✓	✓	Quad	Touch	Yes	Pyro	Yes	2	✓	✓	✓			A+
SL670	Steam	13	77L	✓	✓	✓	✓	✓	Triple	Touch	Yes	Steam/Catalytic	Yes	2	✓	✓	✓	✓		A+

\*Stainless steel only, more information available online at [www.cda.co.uk](http://www.cda.co.uk)





## Double ovens

---

Providing you more space to explore your cooking creativity, the double oven is a great option for the multi-tasking cook. Offering the flexibility to prepare multiple dishes simultaneously, this affordable and stylish appliance ensures you don't have to compromise on your kitchen design. Explore our built-in or built-under options to match your aesthetic preferences seamlessly.

## Double ovens



Black



Stainless steel



### DC741

Built-under electric double oven  
DC741BL, DC741SS

#### Features

- Touch control programmable clock/timer
- Easy clean enamel interior
- Interior halogen lights
- Cooling fan
- Chrome rack sides with integrated anti-tilt shelves
- Double glazed removable doors with inner glass for easy cleaning

#### Accessories

- Grill pan with grid
- 3 flat oven shelves

#### Available in

Black or stainless steel

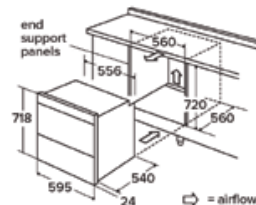
Energy efficiency rating A

#### Technical specification

Rated electrical power: **4.3kW**  
Power supply required: **20A**  
Top oven useable capacity: **35L net**  
Main oven useable capacity: **50L net**

#### Fitting Notes

Please ensure you check that there is sufficient clearance above built-under ovens when fitting the relevant hob.



Black



Stainless steel



### DC941

Built-in electric double oven  
DC941BL, DC941SS

#### Features

- Touch control programmable clock/timer
- Easy clean enamel interior
- Interior halogen lights
- Cooling fan
- Chrome rack sides with integrated anti-tilt shelves
- Double glazed removable doors with inner glass for easy cleaning

#### Accessories

- Grill pan with grid
- 3 flat oven shelves

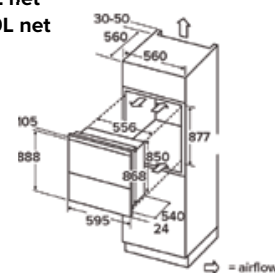
#### Available in

Black or stainless steel

Energy efficiency rating A

#### Technical specification

Rated electrical power: **4.3kW**  
Power supply required: **20A**  
Top oven useable capacity: **35L net**  
Main oven useable capacity: **59L net**







# Compact appliances

Bringing versatility to your kitchen, a compact appliance gives you more. Whether you're looking for additional cooking space in a microwave, grill or combination oven, or after a morning hit of caffeine with a coffee machine, our compact appliances are designed to match for an aesthetically pleasing full suite in your home however you choose your layout.

# Compact cooking features

An ideal companion for your oven, compact appliances offer extra cooking capacity when you need it, enabling you to simultaneously prepare a variety of dishes. Crafted to complement our single oven range, these appliances are available in both stainless steel and black options, allowing you to customise your kitchen layout for a seamless and aesthetically pleasing look. Additionally, compact appliances can function as standalone units, making them perfect for smaller household spaces.

## VC820 1

### Espresso yourself

Experience full touch control and fully customisable settings with our coffee machine. From coffee strength to temperatures and even adjusting quantities to suit your preferred cup size, our VC820 ensures a perfectly prepared coffee tailored to your liking.

### Procino

The Procino function heats and froths milk in one simple step, creating your ideal latte or cappuccino at the touch of a button.

## VK703 2

### Steam cooking

Create nutritious and delightful meals effortlessly. Enjoy the health advantages of steam cooking, adding a nutritious touch to your flavourful dishes. The practical integrated grill gives a perfect finish to each meal, inspiring you to get creative with your cooking.

## VK903 1

### Combination cooking

Exceptionally versatile, the VK903 can serve as an extra fan oven, microwave, a combination of both, or simply as a grill - eliminating the need for separate appliances.

### Great results

Harnessing the full cooking capabilities of a single fan oven, complete with efficient heating and consistently even results, you can confidently cook in your compact appliance just as you would in your primary oven.

### Multitasking master

Featuring 9 functions, this versatile appliance offers a multitude of easy and creative cooking possibilities. Quickly defrost ingredients, achieve the perfect browning on your family favourite cottage pie while simultaneously baking a cake in your main oven, or speed up the preparation of everyday classics like crispy jacket potatoes with the combi function. Time-saving pre-set programmes eliminate guesswork, making everyday cooking a breeze.

### Get cooking faster

Experience the same simplicity and refined design statements of our single ovens with the VK903. The intuitive Touch&Go control not only saves time with rapid start but also offers effortless management of settings. Elevate your cooking efficiency with the rapid pre-heat function, ensuring you reach cooking temperatures within minutes.

## VW153 2

### Warming drawer

Perfect for heating plates, proving dough, or melting chocolate, these drawers are a versatile and valuable addition to any kitchen.



## VM452

### Combination cooking

Combining three functions in one neat package, this compact appliance serves as an efficient fan oven, a 900W microwave, and a powerful 1900W grill, providing unparalleled versatility in your kitchen. Featuring up to 9 combination cooking functions giving you numerous ways to try out new things as well as 10 auto cook programmes to keep cooking simple. The sleek touch control wheel ensures effortless operation of this hardworking kitchen appliance.

### Microwave cooking

A must-have addition to your kitchen, a built-in microwave gives you great flexibility in cooking. Defrost in minutes, speed up family favourites or use the combination cooking for great results. Our range of built-in microwaves, available in complementary styles to our single ovens, ensures versatility for every kitchen, accommodating a variety of installations and even those with limited space!





## Microwaves



Black

Stainless steel

### VM131

Built-in microwave oven  
VM131BL, VM131SS

#### Features

- Microwave function
- Auto defrost
- Quick start
- LED timer and clock
- 5 microwave power levels - 900W max
- Interior lateral light
- Acoustic end of programme signal
- Left hand hinged door
- Safety key lock

#### Accessories

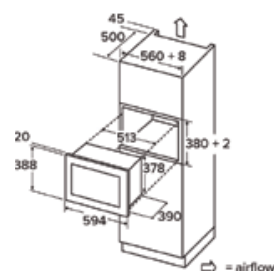
- Glass turntable - 315mm diameter
- Turntable ring

#### Available in

Black or stainless steel

#### Technical specification

Rated electrical power: **1.45kW**  
Power supply required: **13A**  
Total useable capacity: **25L net**



Black

Stainless steel

### VM231

Built-in microwave oven and grill  
VM231BL, VM231SS

#### Features

- Microwave function
- Grill function
- Microwave/grill function
- Auto defrost
- Quick start
- LED timer and clock
- 5 microwave power levels - 900W max
- Grill rating - 1kW
- Interior lateral light
- Acoustic end of programme signal
- Left hand hinged door
- Safety key lock

#### Accessories

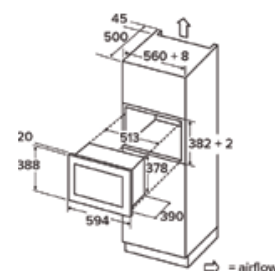
- Glass turntable - 315mm diameter
- Turntable ring
- Trivet

#### Available in

Black or stainless steel

#### Technical specification

Rated electrical power: **1.45kW**  
Power supply required: **13A**  
Total useable capacity: **25L net**



Black

Stainless steel

### VM452

Built-in microwave oven,  
grill and convection oven  
VM452BL, VM452SS

#### Features

- Microwave function
- Grill function
- Convection oven function
- Microwave/grill function
- Microwave/convection oven function
- Grill/convection function
- Combination cooking function
- Auto defrost
- 10 auto cook programmes
- Quick start
- LED timer and clock
- 5 microwave power levels - 900W max
- Grill rating 1.1kW
- Convection oven rating - 2.5kW (maximum temperature on convection programme is 220°C)
- Interior lateral light
- Acoustic end of programme signal
- Left hand hinged door
- Safety key lock

#### Accessories

- Glass turntable - 315mm diameter
- Turntable ring
- Trivet

#### Available in

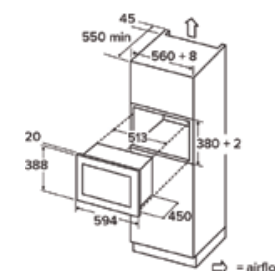
Black or stainless steel

#### Technical specification

Rated electrical power: **2.5kW**  
Power supply required: **13A**  
Total useable capacity: **25L net**

#### Fitting Notes

This microwave oven has a convection oven function but is not intended to be used as a substitute for a standard oven. Not suitable for built-under worktop fitting.



Stainless steel

### VM551

Wall unit microwave oven

#### Features

- Microwave function
- Manual defrost
- Auto defrost
- 8 auto cook programmes
- Quick start
- LED timer and clock
- 5 microwave power levels - 700W max
- Interior light
- Acoustic end of programme signal
- Left hand hinged door
- Safety key lock

#### Accessories

- Glass turntable - 245mm diameter
- Turntable ring

#### Available in

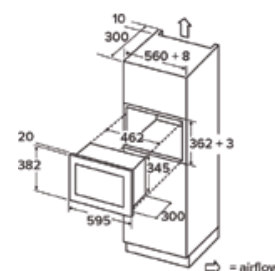
Stainless steel

#### Technical specification

Rated electrical power: **1.05kW**  
Power supply required: **5A**  
Total useable capacity: **17L net**

#### Fitting Notes

Not suitable for built-under worktop fitting.



## Steam oven



Stainless steel

### VK703

Compact steam oven and grill

#### Features

- Full touch control
- LED display
- Interior lateral halogen light
- Stainless steel interior
- Variable temperature
- Variable grill
- Removable 1L water reservoir
- 8 auto cook programmes
- Programmable clock/timer
- Double glazed removable door with inner door glass for easy cleaning
- Safety key lock

#### Accessories

- Stainless steel steam cooking set
- Trivet
- Wire shelf

#### Available in

Stainless steel

#### Technical specification

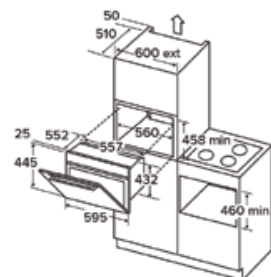
Rated electrical power: **1.3kW**

Power supply required: **13A**

Total useable capacity: **32L net**

#### Fitting Notes

Should be installed as a built-in appliance.



## Compact combination oven



Black



Stainless steel

### VK903

Compact combination microwave, grill and fan oven

VK903BL, VK903SS

#### Features

- Full touch control
- LED display
- 6 microwave power levels - 900W max
- Interior light
- Auto defrost
- Programmable clock/timer
- Cooling fan
- Double glazed removable door
- Safety key lock
- Acoustic end of programme signal
- 9 functions
- Compatible with SL100-SL200

#### Accessories

- Wire shelf
- Glass turntable - 360mm diameter
- Turntable ring
- Trivet and grill pan

#### Available in

Black or stainless steel

#### Technical specification

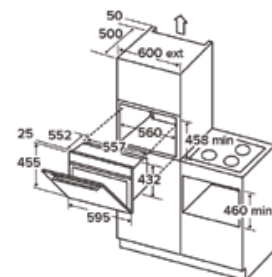
Rated electrical power: **3.1kW**

Power supply required: **13A**

Total useable capacity: **40L net**

#### Fitting Notes

Should be installed as a built-in appliance.



## Coffee maker



Black



Stainless steel

### VC820

Fully automatic coffee maker

VC820BL, VC820SS

#### Features

- Fully automatic
- Full touch control
- Electronic programmer with LCD display
- 5 coffee strength settings
- Steam nozzle
- One or two cups
- Compatible with ground coffee and coffee beans
- Hot water and steam
- Integral water tank: 1.8L
- Integral coffee container: 0.2kg
- Low coffee warning
- Low water warning
- Removable drip tray
- Adjustable grind setting
- Integrated coffee grinder
- Procino - automatic latte and cappuccino
- 5 cup sizes
- 3 temperature settings

#### Available in

Black or stainless steel

#### Technical specification

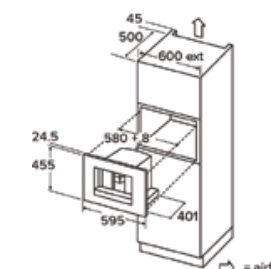
Rated electrical power: **1.35kW**

Power supply required: **13A**

Pump pressure: **15 Bar**

#### Fitting Notes

Should be installed as a built-in appliance.



## Warming drawer



Black



Stainless steel

### VW153

Push-push warming drawer

VW153BL, VW153SS

#### Features

- Fan heat
- Temperature adjustable from 40°C - 80°C
- 6 place settings
- Smooth runners
- Power indicator light
- Push-push opening
- Compatible with SL100-SL200

#### Available in

Black or stainless steel

#### Technical specification

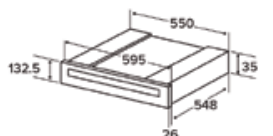
Rated electrical power: **0.44kW max**

Power supply required: **3A**

Maximum capacity: **20kg**

#### Fitting Notes

Should be installed as a built-in appliance.







# Hobs

---

Your go-to appliance at meal times and a great counterpart to your oven. Designed to be sleek, stylish and utilise integrated technology to make your life easy, CDA's range includes practical ceramic hobs, professional-style gas hobs and super responsive induction hobs.

# Electric hob features

## Ceramic glass

Offering a sleek aesthetic with its frameless design, ceramic glass is used on both induction hobs and ceramic electric hobs. Not only a practical option for maintaining an easy-to-clean cooking surface, ceramic glass is a safe and stable material that is resistant to abrupt temperature changes and wear and tear of every day life.

## Control

Easy control of your cooking is the dream. Whether its hands-on rotary dial control, a more tactile touch or precision touch & slide control, there is an option to suit everyone across our electric hob range.

## Flexizones

Bridging zones on induction hobs allow you to link two zones together to create a large cooking surface, perfect for griddles or fish kettles. Dual and triple zones on ceramic hobs extend the radiant surface, allowing for greater flexibility for different sizes of pans.

## Induction

Induction hob technology detects the presence of a pan and heats this directly, not the surface, resulting in lower residual temperatures too, meaning spills and drips don't get burnt on, making for an even easier clean.

## Done in 60 seconds

Heating up time on an induction hob is nearly twice as fast versus gas and offers up to 40% energy savings. With power boost functions on many models you can speed up the heating process to save time when you need it, boiling 400ml of water in just a mere 60 seconds.

## Ready, set, pause!

The pause function stops all active cooking if your attention is needed elsewhere or you need to wait for another dish to finish without worrying about what might spoil on the hob. When you're ready to resume, simply press play and it will even restart your timer!



## HN6860

### 1 Set and forget

Melt, keep warm, simmer and sear functions provide precise temperature control on induction heating, taking out the guesswork for the optimal temperature and helping you create perfectly cooked dishes every time.

### 2 HoodConnect

HoodConnect technology brings connectivity to your kitchen by allowing your hob to communicate directly with your compatible hood. Simply get cooking on your hob and your hood will automatically adjust the extraction as you cook.

## Slim fit induction

Our premium induction range features super slim depth, allowing for installation in 28mm worktops above our XXL ovens or even in 12mm worktops above a drawer so that you can maximise your kitchen space without compromise on your perfect layout.

## HN6013

### Plug & Play +

Fitted with a 13A plug, it's easy to make the move from gas to induction. The HN6013 gives you improved temperature stability and consistency across all 4 cooking zones thanks to its enhanced power efficiency system, whilst operating at a limited 13A connection.





## Ceramic hobs



Black

### HC3621

Domino two zone ceramic hob

#### Features

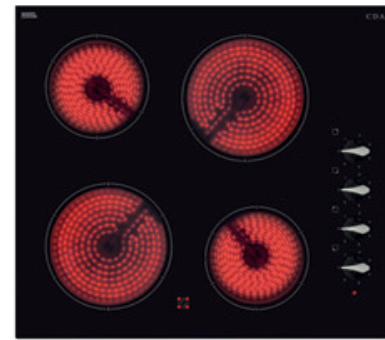
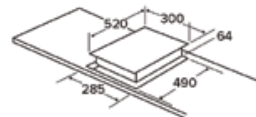
- Front control
- Electronic touch control
- LED display
- 9 power levels
- 99 minute timer
- Safety key lock
- Residual heat indicators
- Easy clean surface
- Ceramic shatterproof safety glass
- Overflow detection
- Overheat detection
- Auto safety switch off
- Time limit security system
- Temperature limiter

#### Available in

Black

#### Technical specification

Front, 145mm: **1.2kW**  
 Rear, 180mm: **1.8kW**  
 Rated electrical power: **3kW**  
 Power supply required: **13A**



Black

### HC6212

Four zone ceramic hob

#### Features

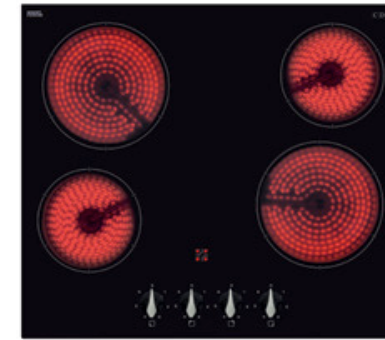
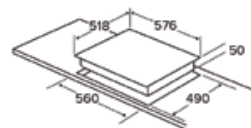
- Side control
- 6 power levels with indicator light
- Residual heat indicators
- Easy clean surface
- Ceramic shatterproof safety glass
- Temperature limiter

#### Available in

Black

#### Technical specification

Front left, 180mm: **1.8kW**  
 Front right, 145mm: **1.2kW**  
 Rear left, 145mm: **1.2kW**  
 Rear right, 180mm: **1.8kW**  
 Rated electrical power: **6kW**  
 Power supply required: **30A**



Black

### HC6312

Four zone ceramic hob

#### Features


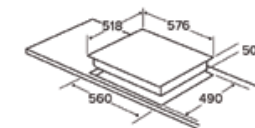
- Front control
- 6 power levels with indicator light
- Residual heat indicators
- Easy clean surface
- Ceramic shatterproof safety glass
- Temperature limiter

#### Available in

Black

#### Technical specification

Front left, 145mm: **1.2kW**  
 Front right, 180mm: **1.8kW**  
 Rear left, 180mm: **1.8kW**  
 Rear right, 145mm: **1.2kW**  
 Rated electrical power: **6kW**  
 Power supply required: **30A**



Black

### HC6621

Four zone ceramic hob

#### Features

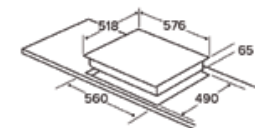
- Front control
- Electronic touch control
- LED display
- 9 power levels
- Safety key lock
- Residual heat indicators
- Easy clean surface
- Ceramic shatterproof safety glass
- Overflow detection
- Overheat detection
- Auto safety switch off
- Time limit security system
- Temperature limiter

#### Available in

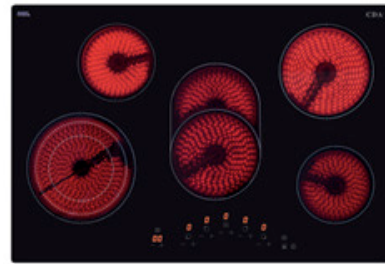
Black

#### Technical specification

Front left, 210mm: **2.3kW**  
 Front right, 145mm: **1.2kW**  
 Rear left, 145mm: **1.2kW**  
 Rear right, 180mm: **1.8kW**  
 Rated electrical power: **6.5kW**  
 Power supply required: **30A**



## Ceramic hobs



Black

### HC7621

Five zone ceramic hob

#### Features

- Front control
- Electronic touch control
- LED display
- 9 power levels
- 99 minute timer
- Safety key lock
- Residual heat indicators
- Easy clean surface
- Ceramic shatterproof safety glass
- Overflow detection
- Overheat detection
- Auto safety switch off
- Time limit security system
- Temperature limiter

#### Available in

Black

#### Technical specification

Front left (triple), 120mm: **0.8kW**, 175mm: **1.6kW**, 210mm: **2.3kW**

Front right, 145mm: **1.2kW**

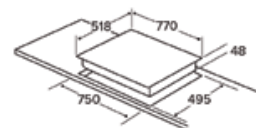
Centre (dual), 170mm: **1.5kW**, 256mm: **2.2kW**

Rear left, 145mm: **1.2kW**


Rear right, 180mm: **1.8kW**

Rated electrical power: **8.7kW**

Power supply required: **40A**



## Induction hobs



Black

### HC9621

Five zone ceramic hob

#### Features

- Front control
- Electronic touch control
- LED display
- 9 power levels
- 99 minute timer
- Safety key lock
- Residual heat indicators
- Easy clean surface
- Ceramic shatterproof safety glass
- Overflow detection
- Overheat detection
- Auto safety switch off
- Time limit security system
- Temperature limiter

#### Available in

Black

#### Technical specification

Front left (triple), 120mm: **0.8kW**, 175mm: **1.6kW**, 210mm: **2.3kW**

Front right, 145mm: **1.2kW**

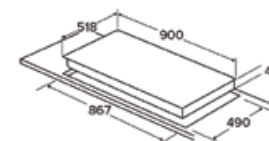
Centre (dual), 170mm: **1.5kW**, 256mm: **2.2kW**

Rear left, 145mm: **1.2kW**

Rear right, 180mm: **1.8kW**

Rated electrical power: **8.7kW**

Power supply required: **40A**



Black

### HN3621

Domino two zone induction hob

#### Features

- Front control
- Electronic touch control
- LED display
- 9 power levels
- 99 minute timer
- Safety key lock
- Residual heat indicators
- Keep warm function
- Easy clean surface
- Ceramic shatterproof safety glass
- Overflow detection
- Overheat detection
- Automatic pan detection
- Small object detection
- Auto safety switch off
- Time limit security system
- Temperature limiter

#### Available in

Black

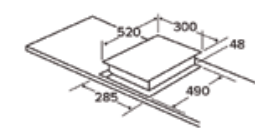
#### Technical specification

Front, 160mm: **1.4kW**

Rear, 160mm: **1.4kW**

Rated electrical power: **2.8kW**

Power supply required: **13A**



Black

### HN6013

Four zone Plug and Play induction hob

#### Features

- Front touch control
- Slim fit installation to 12mm worktop
- 3 precision cook programmes
- Timer
- Zone boost function
- Residual heat indicators
- Fitted with a 13A plug
- Key lock
- 14 power levels
- Automatic pan detection
- Quiet operation
- Stable heating power

#### Available in

Black

#### Technical specification

Front left, 210mm: **2kW or 2.8kW with booster**

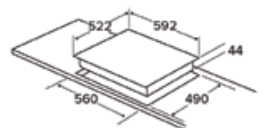
Front right, 160mm: **1.4kW or 2.1kW with booster**

Rear left, 160mm: **1.4kW or 2.1kW with booster**

Rear right, 210mm: **2kW or 2.8kW with booster**


Rated electrical power: **2.8kW**

Power supply required: **13A plug**





## Induction hobs



Black

### HN6112

Four zone induction hob

#### Features

- Front touch control
- Slim fit installation in a 12mm worktop
- 3 precision cook programmes
- Timer
- Zone boost function
- Residual heat indicators
- 14 power levels
- Key lock
- Automatic pan detection
- Quiet operation
- Stable heating power

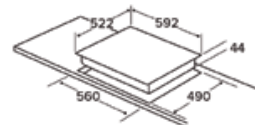
#### Available in

Black

#### Technical specification

Front left, 210mm: **2kW or 3kW with booster**  
 Front right, 160mm: **1.4kW or 2.1kW with booster**  
 Rear left, 160mm: **1.4kW or 2.1kW with booster**  
 Rear right, 210mm: **2kW or 3kW with booster**  
 Rated electrical power: **7.4kW**  
 Power supply required: **32A**

“ Slim depth installation!  
 Can be installed in a 12mm worktop with a drawer pack underneath, or a 28mm worktop with an XL oven under. ”



Black

### HN6860

Four zone HoodConnect induction hob

#### Features

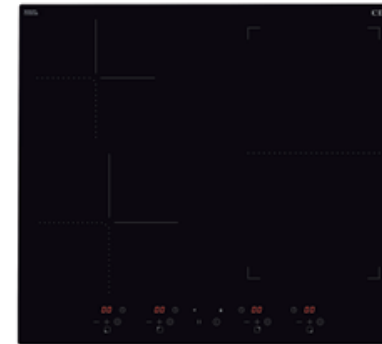
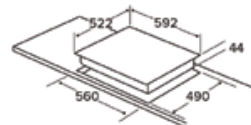
- Front touch and slide control
- Slim fit installation in a 12mm worktop
- 4 precision cook programmes
- HoodConnect with CCH60BL Hood
- Zone boost function
- Residual heat indicators
- Timer
- Key lock
- Pause/restart function
- Auto bridging zone
- 14 power levels
- Automatic pan detection
- Quiet operation
- Stable heating power

#### Available in

Black

#### Technical specification

Front left, 210mm: **2kW or 3kW with booster**  
 Front right, 180mm: **1.6kW or 2.5kW with booster**  
 Rear left, 160mm: **1.4kW or 2.1kW with booster**  
 Rear right, 180mm: **1.6kW or 2.5kW with booster**  
 Rated electrical power: **7.4kW**  
 Power supply required: **32A**



Black

### HN6732

Four zone configurable induction hob

#### Features

- Front control
- Electronic touch
- LED display
- 9 power levels
- Booster function on all zones
- 99 minute timer
- Safety key lock
- Residual heat indicators
- Power management system
- Pause/restart function
- Keep warm function
- Right zones bridging function
- Easy clean surface
- Ceramic shatterproof safety glass
- Overflow detection
- Overheat detection
- Automatic pan detection
- Small object detection
- Time limit security system
- Temperature limiter

#### Available in

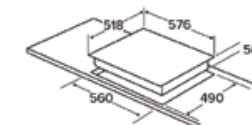
Black

#### Technical specification

Front left, 210mm: **2kW or 2.8kW with booster**  
 Front right, 180mm: **1.5kW or 2.5kW with booster**  
 Rear left, 160mm: **1.2kW or 1.4kW with booster**  
 Rear right, 180mm: **1.5kW or 2.5kW with booster**  
 Rated electrical power: **2.8/3.7/6/7.4kW (configurable)**  
 Power supply required: **13-32A (configurable)**

#### Fitting notes

If the hob is configured for use with a supply below 32A, the hob will automatically regulate the power consumption so as not to exceed the power available.



Black

### HN6841

Four zone induction hob

#### Features

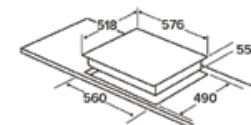
- Front touch control
- Electronic touch and slide control
- LED display
- 9 power levels
- Booster function on all zones
- Safety key lock
- Residual heat indicators
- Pause/restart function
- Keep warm function
- Melt function simmer function
- Left zones bridging function
- Right zones bridging function

#### Available in

Black

#### Technical specification

Front left, 220mm: **2.2kW or 3.7kW with booster**  
 Front Right, 220mm: **2.2kW or 3.7kW with booster**  
 Rear left, 220mm: **2.2kW or 3.7kW with booster**  
 Rear right, 220mm: **2.2kW or 3.7kW with booster**  
 Rated electrical power: **7.4kW**  
 Power supply required: **32A**



## Induction hobs



Black

### HN7750

Five zone induction hob

#### Features

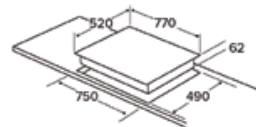
- Five zone induction hob
- Front control
- Electronic touch and slide control
- LED display
- 9 power levels
- 99 minute timer
- Safety key lock
- Residual heat indicators
- Pause/restart function
- Easy clean surface
- Bridging zone
- Automatic pan detection

#### Available in

Black

#### Technical specification

Front left, 180mm: **1.5kW or 1.8kW with booster**  
 Front right, 180mm: **1.2kW or 1.5kW with booster**  
 Centre zone, 210mm: **1.8kW or 2.2kW with booster**  
 Rear left, 180mm: **1.2kW or 1.5kW with booster**  
 Rear right, 180mm: **1.5kW, 1.8kW with booster**  
 Rated electrical power: **7.2kW**  
 Power supply required: **32A**



Black

### HN9611

Five zone induction hob

#### Features

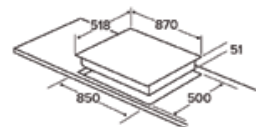
- Front control
- Electronic touch
- LED display
- 9 power levels
- Booster function on all zones
- 99 minute timer
- Safety key lock
- Residual heat indicators
- Pause/restart function
- Keep warm function
- Melt function
- Simmer function
- Left zones bridging function
- Right zones bridging function
- Easy clean surface
- Ceramic shatterproof safety glass
- Overflow detection
- Overheat detection
- Automatic pan detection
- Small object detection
- Auto safety switch off
- Time limit security system
- Temperature limiter

#### Available in

Black

#### Technical specification

Front left, 210mm: **2.1kW or 3.7kW with booster**  
 Front right, 210mm: **2.1kW or 3.7kW with booster**  
 Centre, 260mm: **2.6kW or 3.7kW with booster**  
 Rear left, 210mm: **2.1kW or 3.7kW with booster**  
 Rear right, 210mm: **2.1kW or 3.7kW with booster**  
 Rated electrical power: **11.1kW**  
 Power supply required: **45A**



Black

### HN9626

Four zone linear induction hob

#### Features

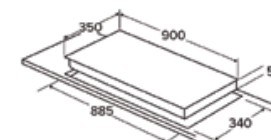
- Front control
- Electronic touch and slide control
- LED display
- 9 power levels
- Booster function on all zones
- 99 minute timer
- Safety key lock
- Residual heat indicators
- Pause/restart function
- Keep warm function
- Easy clean surface
- Ceramic shatterproof safety glass
- Overflow detection
- Overheat detection
- Automatic pan detection
- Small object detection
- Auto safety switch off

#### Available in

Black

#### Technical specification

Front left, 220mm: **2.3kW or 3kW with booster**  
 Centre left, 180mm: **1.2kW or 1.4kW with booster**  
 Centre right, 180mm: **1.2kW or 1.4kW with booster**  
 Front right, 220mm: **2.3kW or 3kW with booster**  
 Rated electrical power: **7.4kW**  
 Power supply required: **32A**



Matte black

### HNE81

4 zone Indu-Air induction hob

#### Features

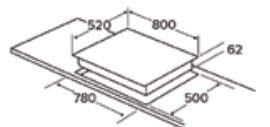
- Front control
- Electronic touch and slide control
- LED display
- 9 power levels
- 99 minute timer
- Safety key lock
- Residual heat indicators
- Pause/restart function
- Matte black finish
- Bridging zone
- Automatic pan detection
- Extraction energy efficiency rating A

#### Available in

Matte black

#### Technical specification

Front left, 180mm: **2kW**  
 Front right, 140mm: **1.5kW**  
 Rear left, 180mm: **1.5kW**  
 Rear right, 180mm: **1.5kW**  
 Rated electrical power: **7.2kW**  
 Power supply required: **32A**





## Electric hobs



Stainless steel

### HE6052

Four plate electric hob

#### Features

- Side control
- 6 power levels with indicator light
- 2 rapid plates

#### Available in

Stainless steel

#### Technical specification

Front left, 180mm rapid: **2kW**

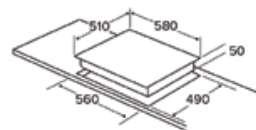
Front right, 145mm: **1kW**

Rear left, 145mm rapid: **1.5kW**

Rear right, 180mm rapid: **1.5kW**

Rated electrical power: **6kW**

Power supply required: **30A**



## Electric hobs comparison chart

To help choose the right product for you, please refer to the comparison chart below.

Model	Width	Zones	Controls	No of Power Levels	Heating Technology	Key Lock	Safety Cut Off Timer	Cooking Timer	Residual Heat Indicators	Automatic Pan Detection	Boost Function	Pause	Bridging	Precision Cook Programmes	Hood Connect
HC3621FR	30cm	2	Touch	9	Ceramic	✓	✓	✓	✓						
HC6212FR	60cm	4	Rotary	6	Ceramic				✓						
HC6312FR	60cm	4	Rotary	6	Ceramic				✓						
HC6621FR	60cm	4	Touch	9	Ceramic	✓			✓						
HC7621FR	77cm	5	Touch	9	Ceramic	✓	✓	✓	✓						
HC9621FR	90cm	5	Touch	9	Ceramic	✓	✓	✓	✓						
HN3621FR	30cm	2	Touch	9	Induction	✓		✓	✓	✓					
HN6013FR	60cm	4	Touch	14	Induction	✓		✓	✓	✓	✓	✓		✓	
HN6112FR	60cm	4	Touch	14	Induction	✓		✓	✓	✓	✓	✓		✓	
HN6860FR	60cm	4	Touch and Slide	14	Induction	✓		✓	✓	✓	✓	✓	✓	✓	✓
HN6732FR	60cm	4	Touch	9	Induction	✓	✓	✓	✓	✓	✓	✓	✓		
HN6841FR	60cm	4	Touch and Slide	9	Induction	✓	✓	✓	✓	✓	✓	✓	✓		
HN7750FR	77cm	5	Touch and Slide	9	Induction	✓		✓	✓	✓			✓		
HN9611FR	90cm	5	Touch	9	Induction	✓		✓	✓	✓	✓	✓	✓		
HN9626FR	90cm	4	Touch and Slide	9	Induction	✓		✓	✓	✓	✓	✓			
HNE81FR	80cm	4	Touch and Slide	9	Induction	✓		✓	✓	✓			✓		



# Gas hob features

Our gas hob selection offers a diverse range of sizes and burner options, catering to households of all sizes. Choose from finishes in stainless steel, black, and stylish gas on glass models to suit various kitchen preferences.


The built-in ignition streamlines operation, allowing for quick and easy burner activation. Set your desired temperature effortlessly with one-handed control by simply pressing and turning the knob. As a safety standard, all CDA gas hobs come equipped with flame-safe devices, ensuring worry-free cooking for you and your family.

## 3 Pan supports

Beautiful, solid cast iron pan supports are included as standard with many of our hobs.

## 4 Enamelled pan supports

HG6151 & HG6251 have enamelled pan supports if you prefer a dishwasher-friendly option.



HG6151



HG6251




HVG621

## 1 Gas on glass

Beautiful to look at and hassle free cleaning, gas on glass hobs make a stunning addition to any kitchen. Bevelled edges finish the look and unique pan support designs create a statement. Designed to withstand higher temperatures, the 6mm thick toughened glass provides not only peace of mind, but a beautiful, sleek look.

## 2 Controls

Contrasting, ergonomically designed dials make precision setting quick and simple.



HVG731

## 5 PrecisionFlame

Putting a modern twist on the traditional gas hob, our new range of matte black gas on glass offers PrecisionFlame control across 9 heat levels, allowing you to accurately and quickly set precise flame heights.

## 6 Digital timer

The ingenious digital timer brings simplicity to your hob cooking. Featuring a clear white LED display, you can effortlessly check the time remaining at a glance. For maximum convenience, the burner automatically switches off once the set time has passed. Eggs boiled to perfection, every time!

## 7 Wok burners

Extra powerful burners allow you to turn up the heat rapidly when you need it and wok supports give peace of mind when getting creative.

## Gas hobs



Stainless steel

### HG6151

Four burner gas hob



#### Features

- Side control
- Enamel pan supports
- Automatic ignition
- Flame failure safety device

#### Accessories

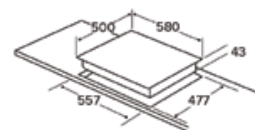
- LPG conversion kit included

#### Available in

Stainless steel

#### Technical specification

Front left, rapid: **3kW**  
 Front right, auxiliary: **1kW**  
 Rear left, semi-rapid: **1.75kW**  
 Rear right, semi-rapid: **1.75kW**  
 Rated gas input: **7.5kW**  
 Rated electrical power: **1.1W**  
 Power supply required: **3A**



Black



Stainless steel

### HG6251

Four burner gas hob  
 HG6251BL, HG6251SS



#### Features

- Front control
- Enamel pan supports
- Automatic ignition
- Flame failure safety device
- Wok burner

#### Accessories

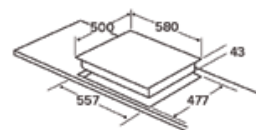
- LPG conversion kit included

#### Available in

Black or stainless steel

#### Technical specification

Front left, triple ring/wok: **3.8kW**  
 Front right, auxiliary: **1kW**  
 Rear left, semi-rapid: **1.75kW**  
 Rear right, semi-rapid: **1.75kW**  
 Rated gas input: **8.3kW**  
 Rated electrical power: **1.1W**  
 Power supply required: **3A**



Stainless steel

### HG6351

Four burner gas hob



#### Features

- Front control
- Cast iron pan supports
- Automatic ignition
- Flame failure safety device
- Wok burner

#### Accessories

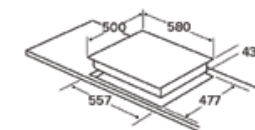
- Wok support
- LPG conversion kit included

#### Available in

Stainless steel

#### Technical specification

Front left, triple ring/wok: **3.8kW**  
 Front right, auxiliary: **1kW**  
 Rear left, semi-rapid: **1.75kW**  
 Rear right, semi-rapid: **1.75kW**  
 Rated gas input: **8.3kW**  
 Rated electrical power: **1.1W**  
 Power supply required: **3A**



Black

### HG7251

Five burner gas hob



#### Features

- Front control
- Cast iron pan supports
- Automatic ignition
- Flame failure safety device
- Wok burner

#### Accessories

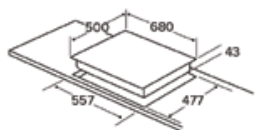
- Wok support
- LPG conversion kit included

#### Available in

Black

#### Technical specification

Front left, semi-rapid: **1.75kW**  
 Front right, auxiliary: **1kW**  
 Centre, triple ring/wok: **3.8kW**  
 Rear left, semi-rapid: **1.75kW**  
 Rear right, rapid: **3kW**  
 Rated gas input: **11.3kW**  
 Rated electrical power: **2W**  
 Power supply required: **3A**





## Gas hobs



Stainless steel

### HG7351

Five burner gas hob



#### Features

- Front control
- Cast iron pan supports
- Automatic ignition
- Flame failure safety device
- Wok burner

#### Accessories

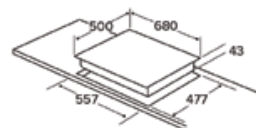
- Wok support
- LPG conversion kit included

#### Available in

Stainless steel

#### Technical specification

Front left, semi-rapid: **1.75kW**  
 Front right, auxiliary: **1kW**  
 Centre, triple ring/wok: **3.8kW**  
 Rear left, semi-rapid: **1.75kW**  
 Rear right, rapid: **3kW**  
 Rated gas input: **11.3kW**  
 Rated electrical power: **2W**  
 Power supply required: **3A**



Stainless steel

### HG9351

Five burner gas hob



#### Features

- Front control
- Cast iron pan supports
- Automatic ignition
- Flame failure safety device
- Wok burner

#### Accessories

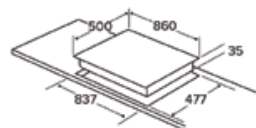
- Wok support
- LPG conversion kit included

#### Available in

Stainless steel

#### Technical specification

Front central, auxiliary: **1kW**  
 Front right, semi-rapid burner: **1.75kW**  
 Left, wok burner: **3.8kW**  
 Rear centre, rapid: **3kW**  
 Rear right, semi-rapid: **1.75kW**  
 Rated gas input: **11.3kW**  
 Rated electrical power: **2W**  
 Power supply required: **3A**



Black

### HVG621

Four burner gas on glass hob



#### Features

- Front control
- Cast iron pan supports
- Automatic ignition
- Flame failure safety device
- Bevelled edges

#### Accessories

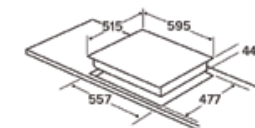
- LPG conversion kit included

#### Available in

Black

#### Technical specification

Front left, rapid: **3kW**  
 Front right, auxiliary: **1kW**  
 Rear left, semi-rapid: **1.75kW**  
 Rear right, semi-rapid: **1.75kW**  
 Rated gas input: **7.5kW**  
 Rated electrical power: **1.1W**  
 Power supply required: **3A**



Black

### HVG721

Five burner gas on glass hob



#### Features

- Front control
- Cast iron pan supports
- Automatic ignition
- Flame failure safety device
- Bevelled edges
- Wok burner

#### Accessories

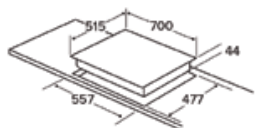
- Wok support (not shown)
- LPG conversion kit included

#### Available in

Black

#### Technical specification

Front left, auxiliary: **1.1kW**  
 Front right, semi-rapid: **1.75kW**  
 Centre, wok: **3.8kW**  
 Rear left, rapid: **3kW**  
 Rear right, semi-rapid: **1.75kW**  
 Rated gas input: **11.3kW**  
 Rated electrical power: **1.1W**  
 Power supply required: **3A**



## Gas hobs



Matte black

### HVG631

Four burner gas on glass hob



#### Features

- Front control
- Cast iron pan supports
- Automatic ignition
- Flame failure safety device
- Matte black finish
- Wok burner
- Digital timer
- PrecisionFlame

#### Accessories


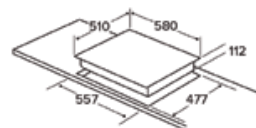
- LPG conversion kit included

#### Available in

Matte black

#### Technical specification

Front left, semi-rapid: **1.75kW**  
Front right, auxiliary: **1kW**  
Rear left, semi-rapid: **1.75kW**  
Rear right, wok burner: **3.5kW**  
Rated gas input: **8kW**  
Rated electrical power: **2kW**  
Power supply required: **3A**



Matte black

### HVG731

Five burner gas on glass hob



#### Features

- Front control
- Cast iron pan supports
- Automatic ignition
- Flame failure safety device
- Matte black finish
- Wok burner
- Digital timer
- PrecisionFlame

#### Accessories

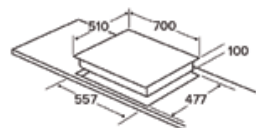
- LPG conversion kit included

#### Available in

Matte black

#### Technical specification

Front left, semi-rapid: **1.75kW**  
Front right, auxiliary: **1kW**  
Rear left, semi-rapid: **1.75kW**  
Rear right, rapid: **3kW**  
Centre, wok burner: **3.5kW**  
Rated gas input: **8kW**  
Rated electrical power: **2.8kW**  
Power supply required: **3A**





## Gas hobs comparison chart

To help choose the right product for you, please refer to the comparison chart below.

Model	Width	Zones	Controls	Available In	Pan Supports	Wok Burner	Wok Support Included	Flame Failure Safety Device	LPG Conversion Kit Included	Digital Timer	PrecisionFlame
HG6151	60cm	4	Side	Stainless Steel	Enamel			✓	✓		
HG6251	60cm	4	Front	Black, Stainless Steel	Enamel	✓		✓	✓		
HG6351	60cm	4	Front	Stainless Steel	Cast Iron	✓	✓	✓	✓		
HG7251	70cm	5	Front	Black	Cast Iron	✓	✓	✓	✓		
HG7351	70cm	5	Front	Stainless Steel	Cast Iron	✓	✓	✓	✓		
HG9351	90cm	5	Front	Stainless Steel	Cast Iron	✓	✓	✓	✓		
HVG621	60cm	4	Front	Black	Cast Iron			✓	✓		
HVG721	70cm	5	Front	Black	Cast Iron	✓	✓	✓	✓		
HVG631	60cm	4	Front	Matte Black	Cast Iron	✓		✓	✓	✓	✓
HVG731	70cm	5	Front	Matte Black	Cast Iron	✓		✓	✓	✓	✓



## Extractors

---

A great way to keep your kitchen both looking and smelling fresh. With a range of stylish extractors that can seamlessly blend in or beautifully stand out, CDA offers high quality hoods that integrate both aesthetic and functionality with ingenious features to make cooking in your kitchen a delight.

## Extractors



Stainless steel



White

### CST62

Standard extractor  
CST62SS, CST62WH

#### Features

- Ducted/re-circulating installation
- 3 speeds
- Push button control
- Aluminium grease filter
- LED lights

#### Optional Accessories

- Ducting kit, AED510/560
- Charcoal filter for re-circulation, CHA39 (pack of 1)

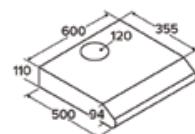
#### Available in

Stainless steel or white

#### Energy efficiency rating C

#### Technical specification

Required height over gas hob: **700mm (min)**  
Required height over electric hob: **650mm (min)**  
Noise level: **60dBA**  
Extraction rate: **197m<sup>3</sup>/h**  
Outlet diameter: **120mm**  
Rated electrical power: **64W**  
Power supply required: **3A**



Stainless steel

### CTE62SS

60cm Telescopic extractor

#### Features

- Ducted/re-circulating installation
- 3 speeds + intensive
- LED Lights
- Aluminium grease filter

#### Optional Accessories

- Charcoal filter for re-circulation, CHA43 (Pack of 2)

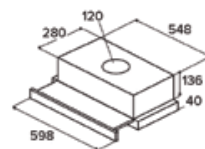
#### Available in

Stainless steel

#### Energy efficiency rating C

#### Technical specification

Required height over gas hob: **650mm (min)**  
Required height over electric hob: **600mm (min)**  
Noise level: **63dBA**  
Extraction rate: **255m<sup>3</sup>/h**  
Outlet diameter: **120mm**  
Rated electrical power: **74W**  
Power supply required: **3A**



Stainless steel

### CTE92SS

90cm Telescopic extractor

#### Features

- Ducted/re-circulating installation
- 3 speeds + intensive
- LED Lights
- Aluminium grease filter

#### Optional Accessories

- Charcoal filter for re-circulation, CHA43 (Pack of 2)


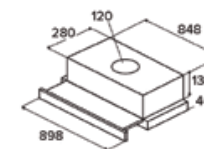
#### Available in

Stainless steel

#### Energy efficiency rating C

#### Technical specification

Required height over gas hob: **650mm (min)**  
Required height over electric hob: **600mm (min)**  
Noise level: **63dBA**  
Extraction rate: **258m<sup>3</sup>/h**  
Outlet diameter: **120mm**  
Rated electrical power: **74W**  
Power supply required: **3A**



Silver

### EIN60

Integrated extractor  
EIN60S, EIN60FSI

(EIN60FSI comes with aluminium grease filter as standard)

#### Features

- Ducted/re-circulating installation
- 3 speeds
- Slider control
- 1 x 4W LED light

#### Optional Accessories

- Ducting kit, AED510/560
- Charcoal filter for re-circulation, CHA15 (pack of 1)
- Aluminium grease filter, GRE3M
- Acrylic grease filter, GRE1

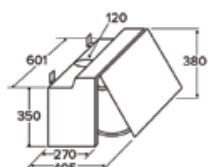
#### Available in

Silver

#### Energy efficiency rating B

#### Technical specification

Required height over gas hob: **700mm (min)**  
Required height over electric hob: **600mm (min)**  
Noise level: **62dBA**  
Extraction rate: **193m<sup>3</sup>/h**  
Outlet diameter: **120mm**  
Rated electrical power: **49W**  
Power supply required: **3A**





## Extractors



Black

Silver

White

### CCA52/72

Canopy extractor  
CCA52BL/SI/WH, CCA72SI

#### Features

- Ducted/re-circulating installation
- 3 speeds
- Push button control
- Aluminium grease filter
- 2 x 2W LED lights

#### Optional Accessories

- Ducting kit, AED510/560
- Charcoal filter for re-circulation, CHA15 (pack of 1)

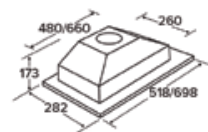
#### Available in

CCA52 - Silver, white or black, CCA72 - Silver

#### Energy efficiency rating C

#### Technical specification

Required height over gas hob: **700mm (min)**  
Required height over electric hob: **600mm (min)**  
Noise level: **64dBA**  
Extraction rate: **220m<sup>3</sup>/h**  
Outlet diameter: **120mm**  
Rated electrical power: **41.5W**  
Power supply required: **3A**



Black

### CCH60

HoodConnect canopy extractor



#### Features

- Ducted/re-circulating installation
- 3 speeds + intensive
- Touch control
- Aluminium grease filter
- LED lights
- Remote control
- Adjustable lighting

#### Optional Accessories

- Ducting kit, AED610/660
- Charcoal filter for re-circulation, CHA41 (Pack of 1)

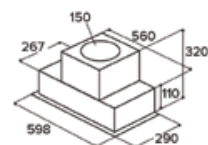
#### Available in

Black

#### Energy efficiency rating A

#### Technical specification

Required height over gas hob: **650mm (min)**  
Required height over electric hob: **450mm (min)**  
Noise level: **69dBA**  
Extraction rate: **665m<sup>3</sup>/h**  
Outlet diameter: **150mm**  
Rated electrical power: **276W**  
Power supply required: **3A**



Black

### CCG60

Gesture canopy extractor



#### Features

- Ducted/re-circulating installation
- 3 speeds + intensive
- Touch-free gesture control
- Touch control
- LED lights
- Timer

#### Optional Accessories

- Ducting kit, AED610/660
- Charcoal filter for re-circulation, CHA37 (Pack of 2)

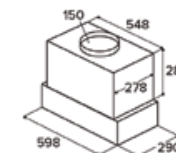
#### Available in

Black

#### Energy efficiency rating A

#### Technical specification

Required height over gas hob: **650mm (min)**  
Required height over electric hob: **450mm (min)**  
Noise level: **66dBA**  
Extraction rate: **540m<sup>3</sup>/h**  
Outlet diameter: **150mm**  
Rated electrical power: **95W**  
Power supply required: **3A**



#### Fitting Notes

Please ensure that you check the ceiling height is sufficient to allow the required clearance between the hob and extractor.

## Extractors



Stainless steel

Black

### ECH63/93

Chimney extractor

ECH63SS/BL 60cm wide, ECH93SS/BL 90cm wide

#### Features

- Ducted/re-circulating installation
- 3 speeds
- Push button control
- Aluminium grease filters
- 2 x 4W LED lights

#### Optional Accessories

- Ducting kit, AED610/660
- Charcoal filter for re-circulation, CHA37 (pack of 2)

#### Available in

Stainless steel or black

#### Energy efficiency rating C

#### Technical specification

Required height over gas hob: **700mm (min)**

Required height over electric hob: **650mm (min)**

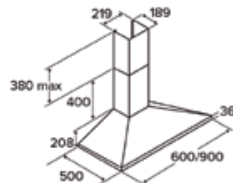
Noise level: **64dBA**

Extraction rate: **475m³/h**

Outlet diameter: **150mm**

Rated electrical power: **158W**

Power supply required: **3A**



Stainless steel

Black

### ECP62/72/82/92

Curved glass extractor

ECP62SS/BL 60cm wide, ECP72SS/BL 70cm wide, ECP82SS/BL 80cm wide, ECP92SS/BL 90cm wide

#### Features

- Ducted/re-circulating installation
- 3 speeds
- Push button control
- Aluminium grease filters
- 2 x 2W LED lights

#### Optional Accessories

- Ducting kits: 120mm, AED510/560, 150mm, AED610/660
- Charcoal filter for re-circulation, CHA12 (pack of 1)

#### Available in

Stainless steel or black

#### Energy efficiency rating D

#### Technical specification

Required height over gas hob: **700mm (min)**

Required height over electric hob: **600mm (min)**

Noise level: **60dBA**

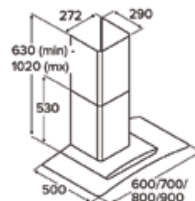
Extraction rate: **ECP62/72/82 - 391m³/h,**

**ECP92/102/112 - 377m³/h**

Outlet diameter: **120mm/150mm**

Rated electrical power: **104W**

Power supply required: **3A**



Stainless steel

### ECPK91

Curved glass extractor

#### Features

- Ducted/re-circulating installation
- 3 speeds
- Push button control
- Aluminium grease filters
- 4 x 2W LED lights

#### Optional Accessories

- Ducting kits: 120mm, AED510/560, 150mm, AED610/660
- Charcoal filter for re-circulation, CHA12 (pack of 1)

#### Available in

Stainless steel

#### Energy efficiency rating D

#### Technical specification

Required height over gas hob: **650mm (min)**

Required height over electric hob: **600mm (min)**

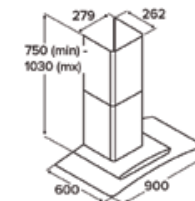
Noise level: **61dBA**

Extraction rate: **387m³/h**

Outlet diameter: **120mm/150mm**

Rated electrical power: **108W**

Power supply required: **3A**



Stainless steel

Black

### EKP60/70

Curved glass extractor with edge lighting

EKP60SS/BL 60cm wide, EKP70SS/BL 70cm wide

#### Features

- Ducted/re-circulating installation
- 3 speeds
- Touch control
- Aluminium grease filters
- 2 x 2W LED lights
- 3W of edge lighting
- 9 minute timer

#### Optional Accessories

- Ducting kit, AED510/560
- Charcoal filter for re-circulation, CHA17 (pack of 2)

#### Available in

Stainless steel or black

#### Energy efficiency rating D

#### Technical specification

Required height over gas hob: **700mm (min)**

Required height over electric hob: **600mm (min)**

Noise level: **69dBA**

Extraction rate: **336m³/h**

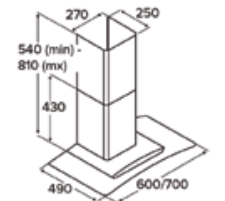
Outlet diameter: **120mm**

Rated electrical power: **127W**

Power supply required: **3A**

#### Fitting Notes

Please ensure that you check the ceiling height is sufficient to allow the required clearance between the hob and extractor.



## Extractors



Black

### EKPK90

Curved glass island extractor with edge lighting  
EKPK90BL

#### Features

- Ducted/re-circulating installation
- 3 speeds
- Touch control
- Aluminium grease filters
- 4 x 2W LED lights
- 3W of edge lighting
- Timer function

#### Optional Accessories

- Ducting kits: 120mm, AED510/560, 150mm, AED610/660
- Charcoal filter for re-circulation, CHA12 (pack of 1)

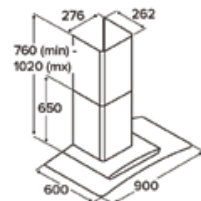
#### Available in

Black

#### Energy efficiency rating D

#### Technical specification

Required height over gas hob: **700mm (min)**  
Required height over electric hob: **600mm (min)**  
Noise level: **61dBA**  
Extraction rate: **387m<sup>3</sup>/h**,  
Outlet diameter: **120mm/150mm**  
Rated electrical power: **111W**  
Power supply required: **3A**



Stainless steel



Black

### ECN62

Flat glass extractor  
ECN62SS/BL 60cm wide

#### Features

- Ducted/re-circulating installation
- 3 speeds
- Push button control
- Aluminium grease filters
- 2 x 2W LED lights

#### Optional Accessories

- Ducting kit, 120mm, AED510/560
- Charcoal filter for re-circulation, CHA12 (pack of 1)

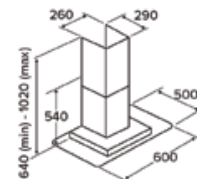
#### Available in

Stainless steel or black

#### Energy efficiency rating D

#### Technical specification

Required height over gas hob: **700mm (min)**  
Required height over electric hob: **600mm (min)**  
Noise level: **60dBA**  
Extraction rate: **391m<sup>3</sup>/h**  
Outlet diameter: **120mm**  
Rated electrical power: **104W**  
Power supply required: **3A**



Stainless steel

### EVP62/92

Linear extractor  
EVP62SS 60cm wide, EVP92SS 90cm wide

#### Features

- Ducted/re-circulating installation
- 3 speeds + intensive
- Touch control
- Aluminium grease filters
- LED lights
- 15 minute timer

#### Optional Accessories

- Ducting kit, AED610/660
- Charcoal filter for re-circulation, CHA40 (pack of 1)

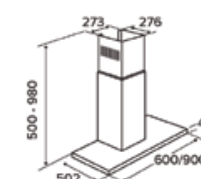
#### Available in

Stainless steel

#### Energy efficiency rating A

#### Technical specification

Required height over gas hob: **650mm (min)**  
Required height over electric hob: **600mm (min)**  
Noise level: **67dBA**  
Extraction rate: **667m<sup>3</sup>/h**  
Outlet diameter: **150mm**  
Rated electrical power: **304W**  
Power supply required: **3A**



Black

#### Fitting Notes

Please ensure that you check the ceiling height is sufficient to allow the required clearance between the hob and extractor.

### ENP90

Gesture island extractor

#### Features

- Touch-free gesture control
- Ducted/re-circulating installation
- 3 speeds + intensive
- Hoodconnect
- Remote control
- Adjustable lighting
- Timer LED Lighting
- Aluminium grease filter

#### Optional Accessories

- Charcoal filter for re-circulation, CHA27 (Pack of 1)

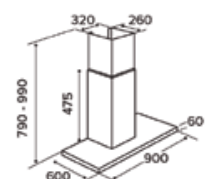
#### Available in

Black

#### Energy efficiency rating A

#### Technical specification

Required height over gas hob: **650mm (min)**  
Required height over electric hob: **450mm (min)**  
Noise level: **67dBA**  
Extraction rate: **660m<sup>3</sup>/h**  
Outlet diameter: **150mm**  
Rated electrical power: **225W**  
Power supply required: **3A**





## Extractors



Black

### EVA60/70/90

Angled extractor

EVA60BL 60cm wide, EVA70BL 70cm wide, EVA90BL 90cm wide

#### Features

- Ducted/re-circulating installation
- 3 speeds
- Touch control
- Aluminium grease filters
- 2 x 2W LED lights
- Twin fan motor
- 15 minute timer

#### Optional Accessories

- Ducting kit, AED510/560
- Charcoal filter for re-circulation, CHA15 (pack of 1)

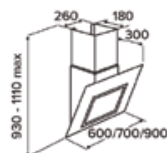
#### Available in

Black

#### Energy efficiency rating B

#### Technical specification

Required height over gas hob: **550mm (min)**  
 Required height over electric hob: **550mm (min)**  
 Noise level: **64dBA**  
 Extraction rate: **350m<sup>3</sup>/h**  
 Outlet diameter: **120mm**  
 Rated electrical power: **114W**  
 Power supply required: **3A**



Black

### ENT60

Angled HoodConnect extractor

A+++

#### Features

- Ducted/re-circulating installation
- 3 speeds + intensive
- Touch control
- Hoodconnect
- Adjustable light temperature
- Timer
- LED lighting
- Presence detection

#### Optional Accessories

- Charcoal filter for re-circulation, CHA42 (Pack of 2)

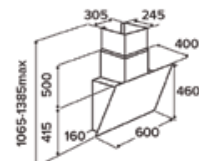
#### Available in

Black

#### Energy efficiency rating A+++

#### Technical specification

Required height over gas hob: **650mm (min)**  
 Required height over electric hob: **450mm (min)**  
 Noise level: **66dBA**  
 Extraction rate: **730m<sup>3</sup>/h**  
 Outlet diameter: **150mm**  
 Rated electrical power: **164W**  
 Power supply required: **3A**



Black

### EXG60/70/90

Gesture control angled extractor

EXG60BL 60cm wide, EXG70BL 70cm wide, EXG90BL 90cm wide

A

#### Features

- Touch-free gesture control
- Ducted/re-circulating installation
- 3 speeds + intensive
- Touch control
- Aluminium grease filter
- LED strip light
- 15 minute timer

#### Optional Accessories

- Ducting kit, AED610/660
- Charcoal filter for re-circulation, CHA37 (pack of 2)

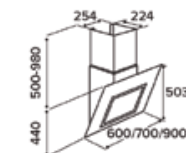
#### Available in

Black

#### Energy efficiency rating A

#### Technical specification

Required height over gas hob: **650mm (min)**  
 Required height over electric hob: **450mm (min)**  
 Noise level: **68dBA**  
 Extraction rate: **EXG60/70 - 619m<sup>3</sup>/h, EXG90 - 611m<sup>3</sup>/h**  
 Outlet diameter: **150mm**  
 Rated electrical power: **EXG60/70 - 308W, EXG90 - 312W**  
 Power supply required: **3A**



Black

### EGA60

Gesture control extractor

A

#### Features

- Touch-free gesture control
- Ducted/re-circulating installation
- 3 speeds + intensive
- Touch control
- Aluminium grease filter
- Timer

#### Optional Accessories

- Ducting kit, AED610/660
- Charcoal filter for re-circulation, CHA42 (Pack of 2)

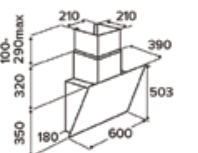
#### Available in

Black

#### Energy efficiency rating A

#### Technical specification

Required height over gas hob: **650mm (min)**  
 Required height over electric hob: **450mm (min)**  
 Noise level: **68dBA**  
 Extraction rate: **695m<sup>3</sup>/h**  
 Outlet diameter: **150mm**  
 Rated electrical power: **268W**  
 Power supply required: **3A**



#### Fitting Notes

Please ensure that you check the ceiling height is sufficient to allow the required clearance between the hob and extractor.

## Extractors



Stainless steel

### EVX90

Ceiling extractor

#### Features

- Ducted/re-circulating installation
- 3 speeds
- Remote control
- Aluminium grease filter
- 4 x 2W LED lights
- 15 minute timer
- External motor included

#### Optional Accessories

- Ducting kit, AED610/660
- Charcoal filter for re-circulation, CHA12 (pack of 1)

#### Available in

Stainless steel

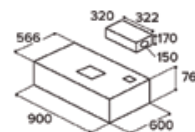
#### Energy efficiency rating B

#### Technical specification

Required height over gas hob: **750mm (min)**  
Required height over electric hob: **750mm (min)**  
Noise level: **69dBA**  
Extraction rate: **650m<sup>3</sup>/h**  
Outlet diameter: **150mm**  
Rated electrical power: **178W**  
Power supply required: **3A**

#### Fitting Notes

Please ensure that you check the ceiling height is sufficient to allow the required clearance between the hob and extractor.



Black

### EDD62/92

Downdraft extractor

EDD62BL 60cm wide, EDD92BL 90cm wide

#### Features

- Ducted/re-circulating installation
- 3 speeds
- Touch control
- Aluminium grease filters
- 15 minute timer
- Synchronised sliding system
- Glass control panel
- Motor included

#### Optional Accessories

- Ducting kit, AED610/660
- Charcoal filter for re-circulation, CHA12 (pack of 1)

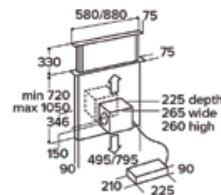
#### Available in

Black

#### Energy efficiency rating B

#### Technical specification

Noise level: **EDD62 - 67dBA, EDD92 - 69dBA**  
Extraction rate: **EDD62 - 566m<sup>3</sup>/h, EDD92 - 520m<sup>3</sup>/h**  
Outlet diameter: **150mm**  
Rated electrical power: **186W**







## Refrigeration

---

The perfect place to store an assortment of ingredients, kept fresh and tasty thanks to the cooling technology and features within our range. Whether it is total frost-free or maximum storage you are looking for, CDA have options to suit your lifestyle.



## Integrated refrigeration



### CRI521

Integrated under counter larder fridge

#### Features

- Mechanical control panel
- LED interior light
- 3 glass shelves
- 1 salad crisper drawer
- 2 in-door balconies
- Height adjustable feet
- Reversible door
- Fixed hinges

#### Available in

White

#### Energy efficiency rating E

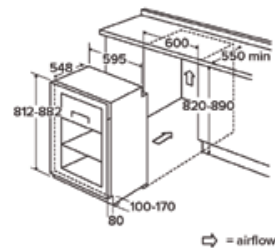
#### Technical specification

Total useable capacity: **134L net**

Noise level: **39dBA**

Noise emission class: **C**

Energy consumption per annum: **93kWh**



### FW254

Under counter fridge with freezer box

#### Features

- Mechanical control panel
- Height adjustable feet
- Reversible door
- Fixed hinges

#### Fridge features

- LED interior light
- 2 glass shelves
- 2 salad crisper drawers
- 2 in-door balconies
- 1 egg tray
- Adjustable shelving
- Fridge useable capacity: 95L net

#### Ice box features

- 4 star rating
- 1 ice cube tray
- Freezer useable capacity: 16L net
- Freezing capacity: 2.6kg/24h

#### Available in

White

#### Energy efficiency rating E

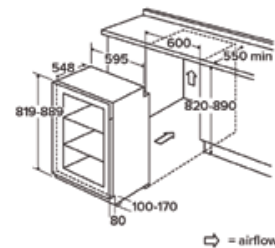
#### Technical specification

Total useable capacity: **111L net**

Noise level: **38dBA**

Noise emission class: **C**

Energy consumption per annum: **147kWh**



### CRI551

Integrated under counter fridge with ice box

#### Features

- Mechanical control panel
- Height adjustable feet
- Reversible door
- Fixed hinges

#### Fridge features

- LED Interior light
- 2 glass shelves
- 1 salad crisper drawer
- 2 in-door balconies
- 1 egg tray
- Fridge useable capacity: 97L net

#### Ice box features

- 4 star rating
- 1 ice cube tray
- Freezer useable capacity: 17L net
- Freezing capacity: 2.6kg/24h

#### Available in

White

#### Energy efficiency rating E

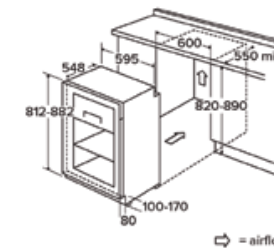
#### Technical specification

Total useable capacity: **114L net**

Noise level: **39dBA**

Noise emission class: **C**

Energy consumption per annum: **149kWh**



### CRI581

Integrated under counter freezer

#### Features

- Mechanical control panel
- 3 storage drawers
- 1 ice cube tray
- Fixed hinges
- 4 star rating
- Front adjustable feet
- Reversible door
- Freezing capacity: 5kg/24h

#### Available in

White

#### Energy efficiency rating E

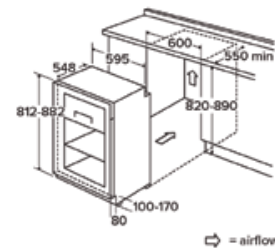
#### Technical specification

Total useable capacity: **96L net**

Noise level: **39dBA**

Noise emission class: **C**

Energy consumption per annum: **177kWh**



## Integrated refrigeration



### FW422

Integrated in-column larder fridge

#### Features

- Electronic control panel
- LED interior light
- 4 glass shelves
- 1 salad crisper drawer
- 3 in-door balconies
- 1 egg tray
- Adjustable shelving
- Height adjustable feet
- Reversible door
- Sliding hinges

#### Available in

White

#### Energy efficiency rating E

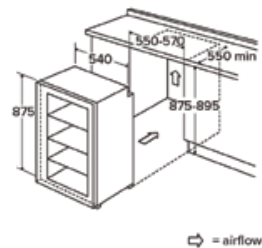
#### Technical specification

Total useable capacity: **126L net**

Noise level: **35dBA**

Noise emission class: **B**

Energy consumption per annum: **91kWh**



⇨ = airflow



### FW482

Integrated in-column freezer

#### Features

- Mechanical control panel
- 4 star rating
- 4 storage compartments
- 1 ice cube tray
- Height adjustable feet
- Reversible door
- Sliding hinges
- Freezing capacity: 6kg/24h

#### Available in

White

#### Energy efficiency rating E

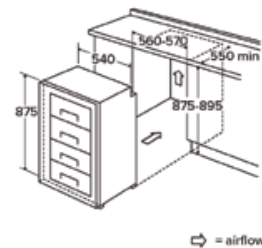
#### Technical specification

Total useable capacity: **94L net**

Noise level: **38dBA**

Noise emission class: **C**

Energy consumption per annum: **176kWh**



⇨ = airflow



### FW522

Integrated three-quarter height larder fridge

#### Features

- Electronic control panel
- LED interior light
- 4 glass shelves
- 1 salad crisper drawer
- 3 in-door balconies
- 1 egg tray
- Height adjustable feet
- Reversible door
- Fixed hinges

#### Available in

White

#### Energy efficiency rating E

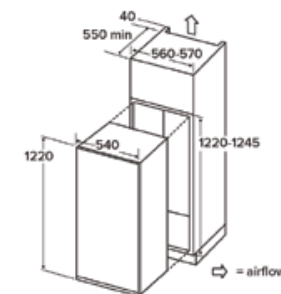
#### Technical specification

Total useable capacity: **197L net**

Noise level: **38dBA**

Noise emission class: **C**

Energy consumption per annum: **100kWh**



⇨ = airflow



### FW582

Integrated three-quarter height freezer

#### Features

- Electronic control panel
- 4 star rating
- 5 storage compartments
- 1 ice cube tray
- Fast freeze
- Temperature warning light
- Height adjustable feet
- Reversible door
- Fixed hinges
- Freezing capacity: 6kg/24h

#### Available in

White

#### Energy efficiency rating E

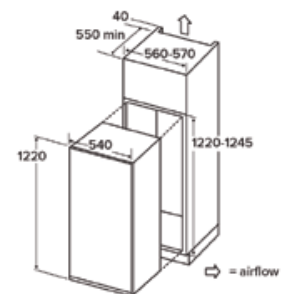
#### Technical specification

Total useable capacity: **127L net**

Noise level: **39dBA**

Noise emission class: **C**

Energy consumption per annum: **186kWh**



⇨ = airflow

## Integrated refrigeration



### CRI621

Integrated full height larder fridge

#### Features

- Electronic control panel
- LED Interior light
- 5 glass shelves
- 2 salad crisper drawers
- 5 in-door balconies
- Chrome wine/bottle shelf
- 1 egg tray
- Airflow
- Height adjustable feet
- Reversible door
- Sliding hinges

#### Available in

White

#### Energy efficiency rating E

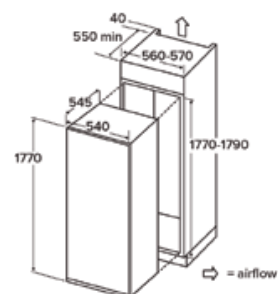
#### Technical specification

Total useable capacity: **294L net**

Noise level: **39dBA**

Noise emission class: **C**

Energy consumption per annum: **112kWh**



### CRI681

Integrated full height frost free freezer

#### Features

- Electronic control panel
- LED interior light
- 8 storage compartments
- Fast freeze
- 1 ice cube tray
- Height adjustable feet
- Reversible door
- Sliding hinges
- 4 star rating
- Fast freeze/super freeze function
- Frost free
- Freezing capacity: 11.5kg/24h

#### Available in

White

#### Energy efficiency rating E

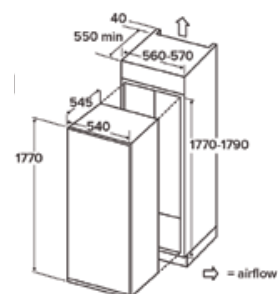
#### Technical specification

Total useable capacity: **196L net**

Noise level: **40dBA**

Noise emission class: **C**

Energy consumption per annum: **231kWh**



### CRI751

Integrated 50/50 combination fridge freezer

#### Features

- Mechanical control panel
- Height adjustable feet
- Reversible doors
- Sliding hinges

#### Fridge features

- LED Interior light
- 4 glass shelves
- 1 salad crisper drawer with humidity slider
- 3 in-door balconies
- Chrome wine/bottle shelf
- 1 egg tray
- Fridge useable capacity: 148L net

#### Freezer features

- 4 star rating
- Low frost
- 3 storage compartments + 1 sliding tray
- 1 ice cube tray
- Super freeze switch
- Freezer useable capacity: 96L net
- Freezing capacity: 4.6kg/24h

#### Available in

White

#### Energy efficiency rating E

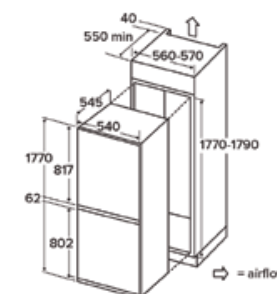
#### Technical specification

Total useable capacity: **244L net**

Noise level: **38dBA**

Noise emission class: **C**

Energy consumption per annum: **224kWh**



### CRI771

Integrated 70/30 combination fridge freezer

#### Features

- Mechanical control panel
- Height adjustable feet
- Reversible doors
- Sliding hinges

#### Fridge features

- LED Interior light
- 4 glass shelves
- 1 salad crisper drawer with humidity slider
- 4 in-door balconies
- Chrome wine/bottle shelf
- 1 egg tray
- Fridge useable capacity: 181L net

#### Freezer features

- 4 star rating
- Low frost
- 2 storage compartments + 1 sliding tray
- 1 ice cube tray
- Super freeze switch
- Freezer useable capacity: 70L net
- Freezing capacity: 3.3kg/24h

#### Available in

White

#### Energy efficiency rating E

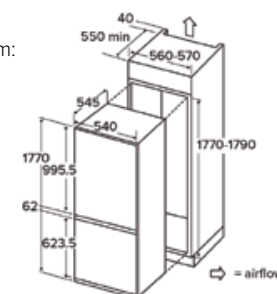
#### Technical specification

Total useable capacity: **251L net**

Noise level: **38dBA**

Noise emission class: **C**

Energy consumption per annum: **217kWh**





## Integrated refrigeration



### CRI851

Integrated 50/50 combination fridge freezer

#### Features

- Electronic control panel
- Reversible doors
- Height adjustable feet
- Sliding hinges

#### Fridge features

- LED Interior light
- 4 glass shelves
- 1 salad crisper drawer with humidity slider
- 3 in-door balconies
- Chrome wine/bottle shelf
- 1 egg tray
- Air flow
- Holiday function
- Eco mode
- Fridge useable capacity: 145L net

#### Freezer features

- 4 star rating
- Frost free
- 3 storage compartments + 1 flap
- 1 ice cube tray
- Super freeze/fast freeze
- Freezer useable capacity: 84L net
- Freezing capacity: 3.9kg/24h

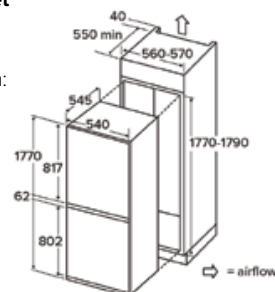
#### Available in

White

#### Energy efficiency rating E

#### Technical specification

Total useable capacity: **229L net**  
 Noise level: **41dBA**  
 Noise emission class: **C**  
 Energy consumption per annum: **232kWh**



### CRI871

Integrated 70/30 combination fridge freezer

#### Features

- Electronic control panel
- Reversible doors
- Height adjustable feet
- Sliding hinges

#### Fridge features

- LED Interior light
- 4 glass shelves
- 1 salad crisper drawer with humidity slider
- 4 in-door balconies
- Chrome wine/bottle shelf
- 1 egg tray
- Super cool function
- Holiday function
- Eco mode
- Fridge useable capacity: 179L net

#### Freezer features

- 4 star rating
- Frost free
- 2 storage compartments + 1 flap
- 1 ice cube tray
- Super freeze/fast freeze
- Freezer useable capacity: 63L net
- Freezing capacity: 3.3kg/24h

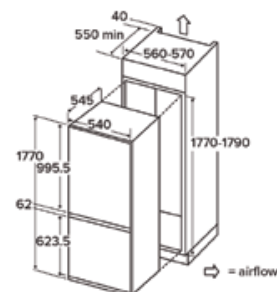
#### Available in

White

#### Energy efficiency rating E

#### Technical specification

Total useable capacity: **242L net**  
 Noise level: **41dBA**  
 Noise emission class: **C**  
 Energy consumption per annum: **218kWh**



### CRI951

Integrated 50/50 combination fridge freezer

#### Features

- Electronic control panel
- Reversible doors
- Height adjustable feet
- Fixed hinges

#### Fridge features

- LED Interior light
- 4 glass shelves
- 1 salad crisper drawer with humidity slider
- 3 in-door balconies
- Chrome wine/bottle shelf
- 1 egg tray
- Super cool function
- Holiday function
- Eco mode
- Fridge useable capacity: 145L net

#### Freezer features

- 4 star rating
- Frost free
- 3 storage compartments + 1 flap
- 1 ice cube tray
- Super freeze/fast freeze
- Freezer useable capacity: 84L net
- Freezing capacity: 5kg/24h

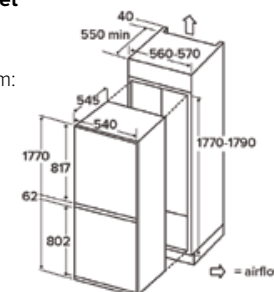
#### Available in

White

#### Energy efficiency rating E

#### Technical specification

Total useable capacity: **229L net**  
 Noise level: **41dBA**  
 Noise emission class: **C**  
 Energy consumption per annum: **232kWh**



### CRI971

Integrated 70/30 combination fridge freezer

#### Features

- Electronic control panel
- Reversible doors
- Height adjustable feet
- Fixed hinges

#### Fridge features

- LED Interior light
- 4 glass shelves
- 1 salad crisper drawer with humidity slider
- 4 in-door balconies
- Chrome wine/bottle shelf
- 1 egg tray
- Super cool function
- Holiday function
- Eco mode
- Temperature rise signal
- Fridge useable capacity: 179L net

#### Freezer features

- 4 star rating
- Frost free
- 2 storage compartments + 1 flap
- 1 ice cube tray
- Super freeze/fast freeze
- Freezer useable capacity: 63L net
- Freezing capacity: 3.3kg/24h

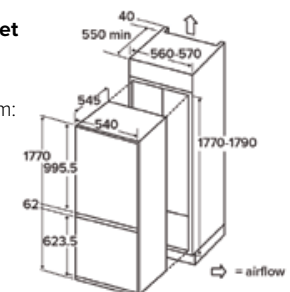
#### Available in

White

#### Energy efficiency rating E

#### Technical specification

Total useable capacity: **242L net**  
 Noise level: **41dBA**  
 Noise emission class: **C**  
 Energy consumption per annum: **218kWh**



## Freestanding refrigeration



### FF821

Freestanding full height larder fridge

#### Features

- Electronic control with LED display
- Temperature rise signal
- LED interior lighting
- 5 adjustable glass shelves
- 2 salad crisper drawers
- 5 in-door balconies
- Super cooling
- Front adjustable feet
- Reversible door

#### Available in

Stainless steel effect

#### Energy efficiency rating E

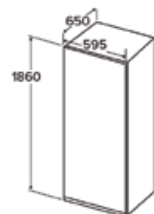
#### Technical specification

Total useable capacity: **389L net**

Noise level: **40dBA**

Noise emission class: **C**

Energy consumption per annum: **121kWh**



### FF881

Freestanding full height frost free freezer

#### Features

- Electronic control with LED display
- Temperature rise signal
- LED interior lighting
- 4 star rating
- Fast freeze
- 7 storage compartments
- 1 ice cube tray
- Frost free
- Front adjustable feet
- Reversible door
- Freezing capacity: 13kg/24h

#### Available in

Stainless steel effect

#### Energy efficiency rating E

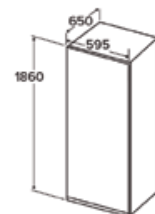
#### Technical specification

Total useable capacity: **279L net**

Noise level: **41dBA**

Noise emission class: **C**

Energy consumption per annum: **249kWh**



## Refrigeration comparison chart

To help choose the right product for you, please refer to the comparison chart below.

Model	FS/BI	Type	Height (cm)	Width (cm)	Depth (cm)	Total Capacity	Reversible Door	Hinges	No of Shelves	Fridge Capacity	Control Panel	Salad Crisper	Humidity Slider	Super Cool	Wine Rack	Egg Tray	Freezer Capacity	Frost Free	Fast Freeze	Star Rating	Ice Cube Tray	Energy Rating	Noise Emission
FW254	BI	Undercounter fridge with ice box	81.8-87	59.6	55	111L	✓	Fixed	2	95L	Mechanical	2				✓	16L			4	✓	E	C
FW422	BI	In-column fridge	87.5	54	54.5	126L	✓	Sliding	4	126L	Electronic	1				✓						E	B
FW482	BI	In-column freezer	87.5	54	54.5	94L	✓	Sliding			Mechanical						94L			4	✓	E	C
FW522	BI	Three quarter height fridge	122	54	54	197L	✓	Fixed	4	197L	Electronic	1				✓						E	C
FW582	BI	Three quarter height freezer	122	54	54	127L	✓	Fixed			Electronic						127L		✓	4	✓	E	C
CRI521	BI	Undercounter fridge	81.2-88.2	59.5	54.8	134L	✓	Fixed	3	134L	Mechanical	1										E	C
CRI551	BI	Undercounter fridge with ice box	81.2-88.2	59.5	54.8	114L	✓	Fixed	2	97L	Mechanical	1				✓	17L			4	✓	E	C
CRI581	BI	Undercounter freezer	81.2-88.2	59.5	54.8	96L	✓	Fixed			Mechanical						96L			4	✓	E	C
CRI621	BI	Full height fridge	177	54.5	54	294L	✓	Sliding	5	294L	Electronic	2		✓	✓	✓						E	C
CRI681	BI	Full height freezer	177	54.5	54	196L	✓	Sliding			Electronic						196L	✓	✓	4	✓	E	C
CRI751	BI	50/50 fridge freezer	177	54	54.5	244L	✓	Sliding	4	148L	Mechanical	1	✓		✓	✓	96L		✓	4	✓	E	C
CRI851	BI	50/50 fridge freezer	177	54	54.5	229L	✓	Sliding	4	145L	Electronic	1	✓	✓	✓	✓	84L	✓	✓	4	✓	E	C
CRI951	BI	50/50 fridge freezer	177	54	54.5	229L	✓	Fixed	4	145L	Electronic	1	✓	✓	✓	✓	84L	✓	✓	4	✓	E	C
CRI771	BI	70/30 fridge freezer	177	54	54.5	251L	✓	Sliding	4	181L	Mechanical	1	✓		✓	✓	70L		✓	4	✓	E	C
CRI871	BI	70/30 fridge freezer	177	54	54.5	242L	✓	Sliding	4	179L	Electronic	1	✓	✓	✓	✓	63L	✓	✓	4	✓	E	C
CRI971	BI	70/30 fridge freezer	177	54	54.5	242L	✓	Fixed	4	179L	Electronic	1	✓	✓	✓	✓	63L	✓	✓	4	✓	E	C
FF821	FS	Full height fridge	186	59.5	65	389L	✓		4	389L	Electronic	2		✓	✓	✓						E	C
FF881	FS	Full height freezer	186	59.5	65	279L	✓				Electronic						279L	✓	✓	4	✓	E	C





## Retro refrigeration and cooling

Your kitchen is the heart of your home, it's a creative space, an entertaining space and one where memories are made. Your kitchen is where everyone comes together to enjoy some of the greatest pleasures in life – cooking and conversation, eating and entertaining. As such, your kitchen is a piece of you.

The design of your kitchen speaks volumes about your personality and we don't believe that you should be restricted by the "standard" look of an appliance.

### Enter Florence.

CDA's retro refrigerator brings together a timeless classic look with modern functionality in a freestanding unit that creates a real statement in your kitchen.

With 4 dreamy colourways to suit a wide range of kitchen designs, 50's design logo and chrome accents in a 60/40 split format.

Of course, Florence has more than just good looks, bringing vintage into the modern era with high performing technical specification to keep what's inside as classically fresh as the outside.

### Keeping things cool.

Nancy is a clean and sleek handle-less drinks cooler with a retro meet the Jetsons vibe, freestanding with metallic finished legs to fit perfectly into any surrounding whether home office, games room or bedroom.

This beautiful upright design is available in 3 colourway options (Cotton, Tea Rose and Dark Skies) and brings vintage into the modern era with high performing technical specifications that keep both the inside and outside, refreshingly chilled. The electronic control panel allows you to easily change the temperature from 5 to 20°C, so whether it is wine, beer, energy drinks or even beauty products, you control how cool these are kept.

Within its old-school look Nancy also features some neat modern tech with a wireless phone charger on the top of the cooler.



## Florence

Retro 60cm freestanding frost free 60/40 fridge freezer

### Fridge features

- Electronic control
- LED interior light
- 4 glass shelves
- 4 in-door balconies
- 1 salad crisper drawer
- 1 egg tray
- Chrome wine/bottle shelf
- Inverter compressor

### Freezer features

- 4 star rating
- 3 storage compartments
- 1 ice cube tray
- Total no frost
- Freezer useable capacity: 96L net
- Freezing capacity: 6kg/24h

### Energy consumption

Energy consumption per annum: **196kWh**

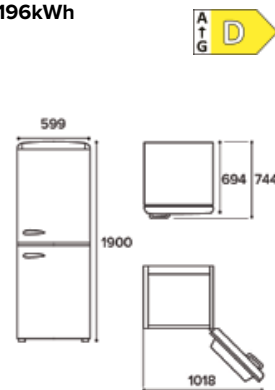
Energy efficiency rating **D**

### Technical specification

Total useable capacity: **234L net**  
 Noise level: **41dBA**  
 Noise emission class: **C**

### Please note

Right hand hinged door



Florence is available in the following colours:



Tea Rose

with gold trim



Barley

with chrome trim



Sea Holly

with chrome trim



Meadow

with chrome trim



## Nancy

Retro freestanding lifestyle cooler

### Features

- White LED display with electronic control
- Stores 13 bottles (75cl Bordeaux) and up to 8 cans
- Electronic control panel with white LED display
- LED lighting
- Single temperature storage
- 1 drawer compartment
- 4 metal shelves and 2 glass shelves
- Wireless phone charger

### Energy consumption

Energy consumption per annum: **132kWh**

Energy efficiency rating **G**

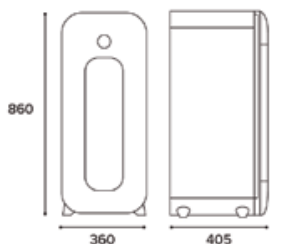


### Technical specification

Total useable capacity: **48L net**  
 Noise level: **39dBA**  
 Noise emission class: **C**  
 Temperature range: **5° to 20°C**

### Please note

Right hand hinged door



Nancy is available in the following colours:



Tea Rose

with chrome trim



Cotton

with chrome trim



Dark Skies

with gold trim





HOME





# Wine coolers

---

Designed with features that make a difference to you, our award-winning wine coolers use anti-vibration technology, UV protection and temperature control to keep your finest stored at its very best for that perfect meal or special moment.

## Freestanding wine coolers



Stainless steel



### FWC153

Freestanding/under counter slimline wine cooler

#### Features

- Black plinth
- White LED display
- Single temperature storage zone
- 6 integrated supports
- Electronic temperature control
- UV-protective toughened smoked glass door
- Triple glazed door
- LED interior lighting
- Temperature memory function
- Over temperature alarm
- Height adjustable plinth section
- Door open alarm
- Reversible door

**Available in:** Stainless steel

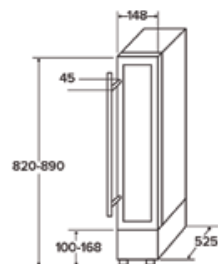
#### Energy consumption

Energy consumption per annum: **145kWh**

#### Energy efficiency rating G

#### Technical specification

Noise emission class: **C**  
 Power supply required: **13A**  
 Noise level: **40dBA**  
 Single temp: **5°C to 20°C**  
 Total storage:  
**7 (75cl Bordeaux) bottles**  
 Compressor driven



Stainless steel



Black



### FWC304

Freestanding/under counter slimline wine cooler

FWC304SS, FWC304BL

#### Features

- Black plinth
- White LED display
- Single temperature storage zone
- 5 wooden slide-out shelves including 2 flexi shelves
- Electronic temperature control
- UV-protective toughened smoked glass door
- Double glazed door
- LED interior lighting
- Temperature memory function
- Over temperature alarm
- Height adjustable plinth section
- Humidifier to maintain 50-80% relative humidity
- Door open alarm
- Reversible door

**Available in:** Stainless steel or black

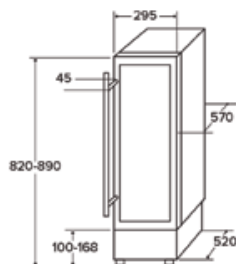
#### Energy consumption

Energy consumption per annum: **136kWh**

#### Energy efficiency rating G

#### Technical specification

Noise emission class: **C**  
 Power supply required: **13A**  
 Noise level: **40dBA**  
 Single temp: **5°C to 20°C**  
 Total storage:  
**20 (75cl Bordeaux) bottles**  
 Compressor driven



Stainless steel



Black



### FWC604

Freestanding/under counter wine cooler

FWC604SS, FWC604BL

#### Features

- Black plinth
- White LED display
- Dual temperature storage zones
- 5 wooden slide-out shelves including 1 flexi shelf
- Electronic temperature control
- UV-protective toughened smoked glass door
- Triple glazed door
- LED interior lighting
- Temperature memory function
- Over temperature alarm
- Height adjustable plinth section
- Integral heater
- Humidifier to maintain 50-80% relative humidity
- Door open alarm
- Reversible door

**Available in:** Stainless steel or black

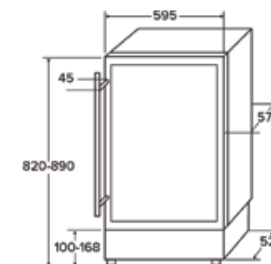
#### Energy consumption

Energy consumption per annum: **144kWh**

#### Energy efficiency rating G

#### Technical specification

Noise emission class: **C**  
 Power supply required: **13A**  
 Noise level: **40dBA**  
 Upper/left temp: **5°C to 20°C**  
 Lower/right temp: **5°C to 20°C**  
 Upper/left storage:  
**15 (75cl Bordeaux) bottles**  
 Lower/right storage:  
**30 (75cl Bordeaux) bottles**  
 Total bottle storage:  
**45 (75cl Bordeaux) bottles**  
 Compressor driven



Stainless steel



Black



### FWC624

Freestanding/under counter double door wine cooler

FWC624SS, FWC624BL

#### Features

- Black plinth
- White LED display
- Dual temperature storage zones
- 11 wooden slide-out shelves including 3 flexi shelves
- Electronic temperature control
- UV-protective toughened smoked glass door
- Triple glazed door
- LED interior lighting
- Temperature memory function
- Over temperature alarm
- Height adjustable plinth section
- Humidifier to maintain 50-80% relative humidity
- Door open alarm
- Reversible door

**Available in:** Stainless steel or black

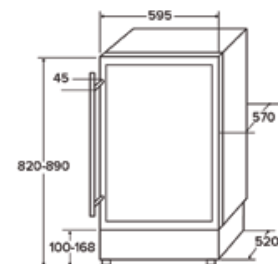
#### Energy consumption

Energy consumption per annum: **143kWh**

#### Energy efficiency rating G

#### Technical specification

Noise emission class: **D**  
 Power supply required: **13A**  
 Noise level: **42dBA**  
 Upper/left temp: **5°C to 20°C**  
 Lower/right temp: **5°C to 20°C**  
 Upper/left storage:  
**20 (75cl Bordeaux) bottles**  
 Lower/right storage:  
**20 (75cl Bordeaux) bottles**  
 Total bottle storage:  
**40 (75cl Bordeaux) bottles**  
 Compressor driven



## Freestanding wine coolers



Black

“ Flexi-shelving to accommodate different wine bottle sizes ”



### FWC881

Full height freestanding wine cooler

#### Features

- Black plinth
- White LED display
- Dual temperature storage zones
- 14 wooden slide-out shelves including 3 flexi shelves
- Electronic temperature control
- UV-protective toughened smoked glass door
- Triple glazed door
- LED interior lighting
- Energy saving mode
- Temperature memory function
- Over temperature alarm
- Door open alarm
- Humidifier in upper zone to maintain 50-80% relative humidity
- Integral heater
- Reversible door
- Height adjustable feet

Available in: Black

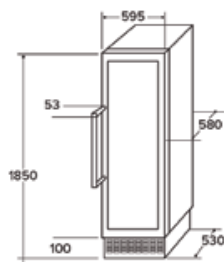
#### Energy consumption

Energy consumption per annum: **170kWh**

#### Energy efficiency rating G

#### Technical specification

Noise emission class: **C**  
 Power supply required: **13A**  
 Noise level: **41dBA**  
 Upper/left temp: **5°C to 20°C**  
 Lower/right temp: **5°C to 20°C**  
 Upper/left storage: **55 (75cl Bordeaux) bottles**  
 Lower/right storage: **62 (75cl Bordeaux) bottles**  
 Total bottle storage: **117 (75cl Bordeaux) bottles**  
 Compressor driven



## Integrated wine coolers



Black



### FWV452

Integrated compact wine cooler

#### Features

- White LED display
- Single temperature storage zone
- 3 wooden slide-out shelves including 1 flexi shelf
- Electronic temperature control
- UV-protective toughened smoked glass door
- Triple glazed door
- LED interior lighting
- Temperature memory function
- Over temperature alarm
- Door open alarm
- Energy saving mode
- Display light function
- Humidifier to maintain 50-80% relative humidity
- Reversible door

Available in: Black


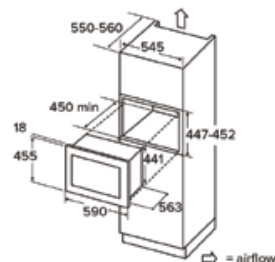
#### Energy consumption

Energy consumption per annum: **139kWh**

#### Energy efficiency rating G

#### Technical specification

Noise emission class: **C**  
 Power supply required: **13A**  
 Noise level: **39dBA**  
 Single temp: **5°C to 20°C**  
 Total bottle storage: **28 (75cl Bordeaux) bottles**  
 Compressor driven



Black



### FWV601

Integrated wine cooler

#### Features

- White LED display
- Single temperature storage zone
- 4 wooden slide-out shelves including 1 flexi shelf
- Electronic temperature control
- UV-protective toughened smoked glass door
- Triple glazed door
- LED interior lighting
- Temperature memory function
- Over temperature alarm
- Door open alarm
- Energy saving mode
- Display light function
- Humidifier to maintain 50-80% relative humidity
- Reversible door

Available in: Black

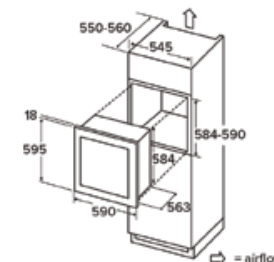
#### Energy consumption

Energy consumption per annum: **142kWh**

#### Energy efficiency rating G

#### Technical specification

Noise emission class: **C**  
 Power supply required: **13A**  
 Noise level: **39dBA**  
 Single temp: **5°C to 20°C**  
 Total bottle storage: **44 (75cl Bordeaux) bottles**  
 Compressor driven



Black



### FWV902

Integrated wine cooler

#### Features

- White LED display
- Dual temperature storage zones
- 5 wooden slide-out shelves and 1 wooden display shelf including 2 flexi shelves
- Electronic temperature control
- UV-protective toughened smoked glass door
- Triple glazed door
- LED interior lighting
- Temperature memory function
- Over temperature alarm
- Door open alarm
- Energy saving mode
- Display light function
- Humidifier to maintain 50-80% relative humidity
- Reversible door

Available in: Black

#### Energy consumption

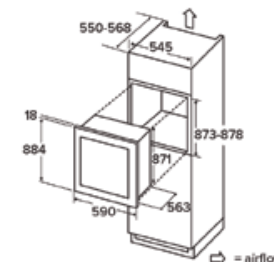
Energy consumption per annum: **148kWh**

#### Energy efficiency rating G

#### Technical specification

Noise emission class: **C**  
 Power supply required: **13A**  
 Noise level: **40dBA**  
 Upper/left temp: **5°C to 20°C**  
 Lower/right temp: **5°C to 20°C**  
 Upper/left storage: **23 (75cl Bordeaux) bottles**  
 Lower/right storage: **\*36 (75cl Bordeaux) bottles**  
 Total bottle storage: **\*\*59 (75cl Bordeaux) bottles**  
 Compressor driven

\*or 30 when using display shelf  
 \*\*or 52 when using display shelf







## Dishwashers

---

An essential appliance which really earns its keep, whether full size at 60cm wide or slimline at just 45cm wide, a dishwasher has the potential to transform your kitchen and enhance your daily routine. Often overlooked for its energy-efficient capabilities and water-saving features, a dishwasher has the power to lower your utility bills while freeing up more time for you.

# Dishwashers



## CDI6132

60cm integrated dishwasher

### Features

- 13 place settings
- 5 programmes
- Delay timer
- Sliding door hinges
- LED Info dot feature
- Half load
- White LED indicators
- Antibacterial filter
- Hygiene programme
- Adjustable feet

### 5 programmes

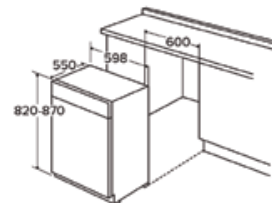
- Eco
- Hygiene pro
- Super
- Quick
- Prewash

### Energy consumption

Energy consumption per 100 cycles: **94kWh**  
Eco programme water consumption: **9L**

### Energy efficiency rating E

**Technical specification**  
Rated electrical power: **1.9kw**  
Power cord length: **165cm**  
Noise level: **49dBA**  
Noise class: **C**



## CDI6242

60cm integrated dishwasher

### Features

- 15 place settings
- 7 programmes
- Sliding door hinges
- LED Info dot feature
- Turbo drying
- White LED indicators
- Antibacterial filter
- Hygiene programme
- Adjustable feet
- Aquazone
- 3 spray levels
- Delay timer

### 7 programmes

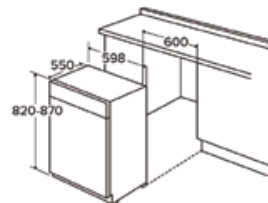
- Eco
- Intensive
- Hygiene pro
- 50 minute wash
- Delicate
- Quick
- Prewash

### Energy consumption

Energy consumption per 100 cycles: **97kWh**  
Eco programme water consumption: **9L**

### Energy efficiency rating E

**Technical specification**  
Rated electrical power: **1.9kw**  
Power cord length: **165cm**  
Noise level: **45dBA**  
Noise class: **C**



## CDI6372

60cm integrated dishwasher

### Features

- 15 place settings
- 8 programmes
- Sliding door hinges
- LED Info dot feature
- BLDC motor
- Direct wash
- Triple wash
- Delay timer
- Steam wash
- 3 spray levels
- White LED indicators
- Half load
- Antibacterial filter

### 8 programmes

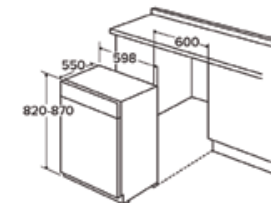
- Eco
- Smart
- Steam wash
- Hygiene pro
- 50 minute wash
- Dual pro
- Quick
- Rapid

### Energy consumption

Energy consumption per 100 cycles: **86kWh**  
Eco programme water consumption: **9L**

### Energy efficiency rating D

**Technical specification**  
Rated electrical power: **1.9kw**  
Power cord length: **165cm**  
Noise level: **44dBA**  
Noise class: **B**



## CDI4320

45cm slimline integrated dishwasher

### Features

- 10 place settings
- 6 programmes
- Delay timer
- Sliding door hinges
- LED Info dot feature
- Half load
- White LED indicators
- Antibacterial filter
- Hygiene programme
- Adjustable feet

### 6 programmes

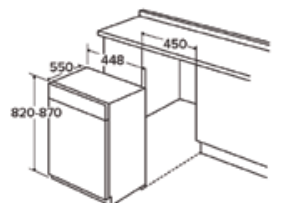
- Eco
- Intensive
- Hygiene pro
- Super
- Quick
- Prewash

### Energy consumption

Energy consumption per 100 cycles: **76kWh**  
Eco programme water consumption: **9L**

### Energy efficiency rating E

**Technical specification**  
Rated electrical power: **1.9kw**  
Power cord length: **165cm**  
Noise level: **47dBA**  
Noise class: **C**



## Dishwashers



### CDI4420

45cm slimline integrated dishwasher

#### Features

- 10 place settings
- 7 programmes
- Delay timer
- Sliding door hinges
- LED Info dot feature
- Half load
- White LED indicators
- Antibacterial filter
- Hygiene programme
- Adjustable feet
- Aquazone
- 3 baskets
- Turbo dry

#### 7 programmes

- Eco
- Auto
- Hygiene pro
- Super
- Delicate
- Quick
- Prewash

#### Energy consumption

Energy consumption per 100 cycles: **76kWh**

Eco programme water consumption: **9L**

#### Energy efficiency rating E

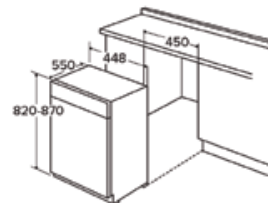
#### Technical specification

Rated electrical power: **1.9kw**

Power cord length: **165cm**

Noise level: **45dBA**

Noise class: **C**





## Dishwasher comparison chart

To help choose the right product for you, please refer to the comparison chart below.

Model	Width (cm)	Place Settings	Programmes	Baskets	LED Info Dot Feature	Delay Timer	Half Load	Anti-bacterial Filter	Delicate Wash	Turbo Drying	Steam Wash	Energy Rating	Noise Class
CDI6132	60cm	13	5	2	✓	✓	✓	✓					
CDI6242	60cm	15	7	3	✓	✓	✓	✓	✓	✓			
CDI6372	60cm	15	8	3	✓	✓	✓	✓		✓	✓		
CDI4320	45cm	10	6	2	✓	✓	✓	✓					
CDI4420	45cm	10	7	3	✓	✓	✓	✓	✓	✓			



## Laundry

---

Making light work of dirty clothes, our washing machines are equipped with the latest programmes and features for efficient use of water and energy. Not to mention the fresh feeling both inside and outside after an easy quick wash cycle.

## Integrated washing machines



White



### CI361

Integrated washing machine

#### Features

- 1200rpm spin speed
- 16 programmes
- 6kg wash load
- Delay timer
- Variable spin speed
- Variable wash temperature
- Quick wash
- Wool wash
- White LED display
- Safety key lock
- Hand wash
- Extra rinse function
- Acoustic signal for end of programme
- Anti-allergy function

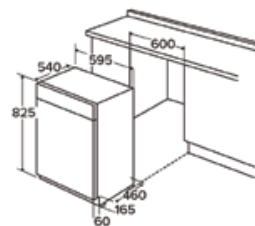
**Available in**  
White

#### Energy consumption

Energy consumption per 100 cycles: **69kWh**  
Water consumption per weighted cycle: **43L**

#### Energy efficiency rating E

**Technical specification**  
Noise emission class: **B**  
Power supply required: **13A**  
Noise level: **75dBA**  
Spin class: **C**



White



### CI327

Integrated washing machine

#### Features

- 1400rpm spin speed
- 16 programmes
- 7kg wash load
- White LED display
- Delay timer
- Variable spin speed
- Overflow protection
- Foam control
- Brushless motor
- Child lock
- Acoustic signal for end of programme

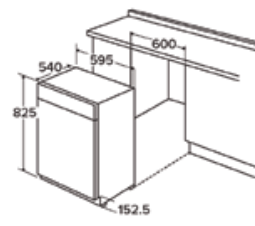
**Available in**  
White

#### Energy consumption

Energy consumption per 100 cycles: **44kWh**  
Water consumption per weighted cycle: **45L**

#### Energy efficiency rating A

**Technical specification**  
Noise emission class: **A**  
Power supply required: **13A**  
Noise level: **72dBA**  
Spin class: **B**



White



### CI381

Integrated washing machine

#### Features

- 1400rpm spin speed
- 16 programmes
- 8kg wash load
- Delay timer
- Variable spin speed
- Variable wash temperature
- 15 minute quick wash
- Delicates wash
- Wool wash
- White LED display
- Safety key lock
- MyChoice custom programme
- Sport wash
- Extra rinse function
- Acoustic signal for end of programme
- Brushless motor

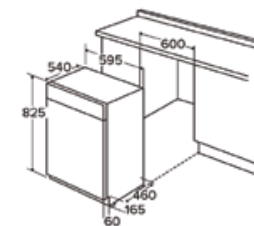
**Available in**  
White

#### Energy consumption

Energy consumption per 100 cycles: **47kWh**  
Water consumption per weighted cycle: **48L**

#### Energy efficiency rating A

**Technical specification**  
Noise emission class: **A**  
Power supply required: **13A**  
Noise level: **72dBA**  
Spin class: **B**



## Integrated washer dryer



White



### CI981

Integrated washer dryer

#### Features

- 1400rpm spin speed
- 16 programmes
- 8kg wash load
- 6kg dry load
- Delay timer
- Variable spin speed
- Variable wash temperature
- 15 minute quick wash
- Delicates setting
- MyChoice custom programme
- White LED display
- Extra rinse function
- Acoustic signal for end of programme
- Condensing dryer
- Safety key lock
- Balance control
- Over-flow protection

**Available in**  
White

#### Energy consumption

Energy consumption per 100 cycles: **55kWh**  
Water consumption per weighted cycle: **48L**  
Water consumption per weighted cycle washing and drying: **90L**  
Energy consumption per weighted cycle washing and drying: **360kWh**

#### Energy efficiency rating

Energy rating (washing only): **B**  
Energy rating (washing and drying): **E**

#### Technical specification

Noise emission class: **B**  
Power supply required: **13A**  
Noise level: **76dBA**  
Spin class: **B**

